

# The Weather

## A Multisensory Exploration



Rhyming Multisensory Stories

STORYTELLING THROUGH THE Senses 

## Table of Contents

Introduction	2
Health & Safety	3
Story Props	4
The Weather - Full Poem	5
How To Tell a Multisensory Story	6
The Weather Step-by-Step Multisensory Poem	7
Weather Themed Listening Game	14
Weather Themed Sensory Bag	15
Weather Themed Sensory Bin	16
Seasonal Weather Boxes	17
Weather Themed Art & Craft	18
Record the Weather	19
The Weather Forecast	20
Weather Observation & Scientific Investigation	21
Project a Rainbow	22
Rainbow's End Treasure Hunt	23
Weather Activity Ideas & Inspiration	24
FAQ	27
Get in Touch	33

## Introduction

Some young children and individuals with special educational needs and disabilities dislike or even have a fear of certain types of weather e.g. Thunder and lightning or very windy weather.

The weather is a constant and changing presence in our lives, therefore it is important to help individuals build a tolerance and understanding of the different weather conditions and how they affect us.

Many of the clothes and items used for taking precautions in different weathers often have textures and smells that may be overwhelming for an individual with sensory processing needs e.g. wearing hats, and sunglasses and tolerating wearing sunscreen in hot weather or wearing or a waterproof jacket and wellingtons in the rainy weather.

This resource aims to address these sensory challenges through a fully resourced, step-by-step multisensory story.

Repeated exposure in a safe environment can help to desensitise and familiarise the sensory experiences associated with the weather for the sensory explorer.

This resource includes fun and motivating, sensory extension activities that will build communication skills and connect the sensory explorer to science in a way that is meaningful to their lives.

## Health & Safety Disclaimer

This resource will guide you and the story explorer through a sensory exploration of the weather.

There is an FAQ section at the back of this booklet to help you.

**Before you start the story and activities, please read the health & safety information below.**

- The author has used their best efforts in preparing this story and makes no representation or warranties with respect to the accuracy, applicability, fitness or completeness to the contents.
  - If you wish to apply any ideas contained in this story you are taking full responsibility for your actions.
  - If you are in any doubt regarding undertaking an activity or using a prop then seek advice before doing so.
  - The information in this story is for pleasure and educational purposes only
- 
- ⚠ These activities are designed to be led and supervised by a responsible adult at all times.
  - ⚠ Not recommended for children under the age of three.
  - ⚠ Be aware of any potential choking hazards.
  - ⚠ Check the ingredients in any items you may be using for potential food or skin allergies or reactions. If you see any signs of redness, swelling or other symptoms of a suspected reaction seek immediate medical advice.
  - ⚠ The interactions should be led by the sensory explorer who should be allowed to participate without expectation.
  - ⚠ Never force stimuli and stop the activity if the sensory explorer shows signs they are not enjoying the session.

## Story Props/Resources Checklist

You will not need all of the props listed.

There are different options listed so you can choose how you wish to interpret the story.

You may also wish to add your own props.

Snow - Ice Cubes/Crushed Ice

Sun - Torch/Microwavable Wheat Bag/Hand Warmer/Water Bottle/Hairdryer

Wind - Fans: (Paper/Silk/Battery Operated/ Hand Held/Squeeze), Foot Pump/Bicycle Pump/Bellows,  
Leaves (Real or Paper)

Rain - Pipette/Water Spray Bottle/Torch/Umbrella/Wellies/Water/Washing up Bowl

Thunder & Lightning - Aluminium Foil/Baking Tray, Single Switch Communication Device (BIGmack,  
Talking Tile) or play via a sound effect app on an iPad/Interactive Whiteboard.

Fog - Joss Stick/Lace Material/Net Curtain/Garden Fleece

Rainbow - Kaleidoscope/Coloured Ribbons/Streamers, Safety Tweezers/Jumbo Grippers, Rainbow  
Drops

[Learn more about Sourcing Story Props](#)

## The Weather - Full Poem

I like to play out in the snow  
Skidding sliding, away I go  
Building snowmen big and bold  
The trouble is my hands get cold.

I like to play out in the sun  
When its hot its so much fun

I like to play out in the rain  
Splashing in puddles that swirl down the drain.

I like to play out on a windy day  
And chase the leaves as they blow away.

I like to play out in the fog  
And watch my breath steam as I jog

I go in my den when it starts to thunder  
Where does all the noise come from? I wonder

What is your favourite weather?  
Mine is the rain and sun joined together  
If you can find the end of a rainbow, I've been told  
You will find a pot of gold!

## How to Tell a Multisensory Story

- ⚙️ Choose a quiet, distraction free place that is comfortable for you and the story explorer.
- ⚙️ Set out your resources where they are easily accessible to you but out of reach and sight of the story explorer, a lidded box is ideal.
- ⚙️ The story is set out in a three column table format: '**STORY**' '**PROP**' '**SENSORY EXPERIENCE**' Read each sentence of the **STORY** slowly and clearly, introducing the **PROP** as the corresponding word (highlighted in red). Present the **SENSORY EXPERIENCE**.
- ⚙️ Allow the story explorer time to engage their senses exploring the prop and to process the sensory experience. This will give you plenty of time to prepare your next prop.
- ⚙️ Use a variety of facial expressions, gestures and an animated voice to communicate meaning.
- ⚙️ Work through the story at the story explorer's pace. It should be a relaxing and enjoyable experience for you both. You do not have to complete the story in one sitting. You can explore one or two sentences adding to the story in the next session. It may take several sessions to complete the story.
- ⚙️ Repetition is the key! The more exposure the story explorer has to the story, the more familiar they will become with it.
- ⚙️ Focus on having fun and it will become an educational experience!

# The Snow

## STORY

I like to play out in  
the **snow**

Skidding, sliding away I  
go

Building snowmen big  
and bold

The trouble is my hands  
get cold!

## PROP

Crushed **Ice**  
Sensory **Snow**

💡 Tip!

Make your own  
sensory **snow**

Method 1.  
Slowly add shaving  
cream to baking  
soda

Method 2.  
Sprinkle a sachet of  
gelatine into warm  
water and stir until  
dissolved.

Method 3.  
Squirt aerosol  
cream onto a lap  
tray/ table/into a  
bowl.

## SENSORY EXPERIENCE

### Engage the Senses

Place the cold **ice** into the sensory explorer's  
palm.

Draw their attention to how the **ice** changes  
shape and form as it melts

### Promote Fine Motor Skills

Model manipulating, moulding and mark  
making in the sensory **snow**.

Can the sensory explorer copy your actions?



# The Sun

## STORY

I like to play out in  
the **sun**

When it's hot it's so much  
fun!

## PROP

**Torch**

**Wheat Bag**  
**Hand Warmer**  
**Hot Water Bottle**

**Hairdryer**

## SENSORY EXPERIENCE

### **Stimulate Vision**

Can the sensory explorer track the **torch**light?  
Can the sensory explorer turn the **torch** on/off independently?  
Can the sensory explorer communicate a request for assistance if required?

### **Engage the Senses**

Can the sensory explorer feel the heat radiate from the **wheat bag/hand warmer/water bottle**?

Direct warm air from the **hairdryer** into the air around the sensory explorer.  
Explore the different heat and speed settings on the **hairdryer**.  
Option to use a switch.  
Take note of any sensory preferences.

# The Rain

## STORY

I like to play out in the rain  
Splashing in puddles that  
swirl down the drain.

## PROP

Pipette  
Water

Umbrella  
Water Spray Bottle

Wellies  
Water  
Washing Up Bowl

## SENSORY EXPERIENCE

### Promote Fine Motor Skills

Model making 'raindrops' by squeezing the rubber end of a pipette containing water. Can the sensory copy your action?

### Promote Listening Skills

Spray water from a water spray bottle onto an umbrella above the sensory explorer's head to re-create the effect of raindrops. Explore the different settings on the water spray bottle from a fine mist to a downpour.

### Promote Self Care & Independence

Can the sensory explorer put their wellies on the correct foot independently? Squirt warm water onto the sensory explorer's bare feet or wellies. Fill a washing up bowl with warm water for the sensory explorer to splash their bare or wellied feet into.

# The Wind

## STORY

I like to play out on a windy day

And chase the leaves as they blow away

## PROP

Fans:  
(Paper/Silk/Battery Operated/ Hand Held/Squeeze)  
Foot Pump/Bicycle Pump/Bellows

Leaves (Real or Paper)

Kite/Weather Vane/Windsock

## SENSORY EXPERIENCE

Explore the fan(s). Gently direct/waft the fan(s) into the air around the sensory explorer. Take their lead as you explore directing the air to their hands/feet/hair. Does the sensory explorer show a preference for a particular fan?

### Explore Cause & Effect

Model using the fans to blow the leaves across the table/laptray/floor. Can the sensory explorer copy your actions?

### Engage in Scientific Investigation

Explore the different fans. Which fans are more powerful and blow the leaves faster/further?

### Outdoor Learning Opportunity

Explore Kites, Weather Vanes & Wind Socks

# The Fog

## STORY

I like to play out in the fog **Joss Stick**

And watch my breath  
steam as I jog,

## PROP

**Lace Material/Net  
Curtain/Garden  
Fleece**

## SENSORY EXPERIENCE

Light the **joss stick** out of reach but within sight of the sensory explorer.

Engage the sensory explorer's sense of smell as the perfumed smokiness of the **joss stick** fills the air.

Can the story explorer track the 'fog' as it rises into the air?

Gently drape **lace material/net curtain/garden fleece** in front of the sensory explorer's face to create the illusion of fog.

### **Tip!**

Place the material in the freezer beforehand so it is cold

# Thunder & Lightning

## STORY

I go in my den when it starts to **thunder**

Where does all that noise come from I wonder?

## PROP

**Thunder** Sound Effect (Play on a Single Switch Communication Device  
e.g. **BIGmack/Talking Tile** or via a **Sound Effect App** on an **iPad/Interactive Whiteboard**

**Baking Tray**  
**Aluminium Foil**

**Torch**

## SENSORY EXPERIENCE

Play a **thunder** sound effect through your chosen device.

Can the sensory explorer activate the device independently or communicate a request to listen to the sound again?

Model creating a 'Thunder' sound effect by rattling/shaking a **baking tray/aluminium foil**.  
Can the story explorer copy your action?  
Record the sensory explorer's 'thunder' sound effect then play it back to them.

### **Build Anticipation Skills**

Dim the lights then as the thunder rumbles create lightening by flashing the **torch** on and off.

Can the sensory explorer copy your actions?

# The Rainbow

## STORY

What is your favourite weather?

Mine is the sun and rain joined together

If you can find the end of a **rainbow**, I've been told

You can find a pot of gold!

## PROP

**Kaleidoscope**

**Coloured Ribbons/Paper Streamers Umbrella**

**Rainbow Drops Plastic Safety Tweezers**

**Coins Money Box/Tin**

**Chocolate Coins**

## SENSORY EXPERIENCE

Position the **kaleidoscope** to enable the sensory explorer to watch the images and patterns created as the colourful beads, feathers and small pieces of glass rotate.

Can the sensory explorer rotate the dial independently?

Rotate an umbrella with **colourful ribbons** or **paper streamers** tied to the ribs of an **umbrella**.

### **Promote Fine Motor Skills**

Can the sensory explorer use **tweezers** to pick up the **rainbow drops**?

Can the sensory explorer post the **coins** into the **money box/tin** listening to the rattle as the **coin** hits the bottom?

Can the sensory explorer count the **coins**? (It may be easier to count the 'rattle' the coin makes as it hits the bottom of the **box/tin**)

Hide **chocolate coins** for the story explorer to find.

### **Alternative Activity**

Explore a parachute.

## Weather Themed Listening Game

A quick search on the internet will provide you with access to a library of free audio clips and sound effects that can be played via your phone, apps, iPad, Kindle or recorded on a Single Switch Communication Device e.g. BIGmack, Talking Tile or similar device.

🔊 Play weather themed sound effects e.g. The wind howling, rumbling thunder, raindrops, an umbrella opening, wellies splashing in puddles, snow crunching underfoot, rustling leaves, wind chimes.

🔊 Can the sensory explorer communicate a request to listen to a motivating sound again?

🔊 Can the sensory explorer activate the listening device independently?

🔊 Experiment with different levels of sound.

🔊 Can the sensory explorer imitate the sound effect?

Record their voice, then play it back on your device.

🔊 Can the sensory explorer correctly identify any of the sounds verbally or by selecting the correct story prop? Provide clues.

🔊 Take a note of any sensory preferences.

💡 Place a selection of weather related items on the table e.g. sunglasses, umbrella, sun screen, gloves, scarf, hat, wellington boots, flip flops. Play the sound clip, can the story explorer select the correct item to match the weather?



## Weather Themed Sensory Bag

**i** Sensory bags are a cheap and fun way to engage the senses and develop language skills.

☂ Choose a non see-through bag that is tactile and catches the eye.

☂ Place weather related items into the bag (hat, gloves, folded umbrella, boot, torch, fan, leaves, hand warmer, water-sprayer, ice cubes etc)

☂ Give the bag a gentle shake to gain the sensory explorer's attention then invite them to place their hand into the bag and select an item.

☂ Encourage the sensory explorer to use their sense of smell, touch, hearing and taste to guess what the item is? (Provide clues if they are unsure.)

☂ Build functional language skills. Ask the story explorer to tell you or show you what you might do with the item and where you might find it.

☂ Allow the sensory explorer time to explore the item and process the information then shake your bag again for them to select another item.

☂ Keep language simple. Focus on phrases such as '*Choose*' and '*Take One*' when offering the bag to the sensory explorer, the name of the object e.g '*Umbrella*' '*Fan*' '*Ice*' and two-word phrases e.g. '*Little Torch*', '*Red Gloves*'.

☂ Depending on the ability of the sensory explorer , you may choose to add verbs such as '*Blow*', '*Freeze*', '*Rumble*' etc.





## Weather Themed Sensory Bin

- ❶ A sensory bin is a container filled with themed items that provide a calming activity and the opportunity to learn through exploration, whilst engaging the senses and meeting sensory needs.
- ❶ Sensory play will develop fine motor skills as the items are manipulated, problem solving skills through experimentation, creativity and imagination through exploration and build language and communication skills.
- ❶ Providing this experience enables you to identify preferred items and sensations that can be used as motivators or to calm an individual when stressed.

### Snow Themed Sensory Bin

- ✓ Layer a tray/box/container with ice cubes (explore igloo making)/fake snow/cotton wool balls/polystyrene packing peanuts.
- ✓ Sprinkle silver or white glitter onto the base layer.
- ✓ Add items to encourage scientific investigation: Plastic tweezers, a magnifying glass, measuring jug, sieve, scoops/containers.
- ✓ Scatter leaves & twigs (pop them in the freezer before the activity to make them cold)
- ✓ Place gloves, scarves and hats next to the sensory bin for the sensory explorer to wear if they wish.

**Take note of the sensory explorer's preferred items as these can be used as motivators, to calm and self-regulate and in personal/behaviour plans.**

## Weather Boxes

**i** This activity will help the sensory explorer gain an understanding of the changing of the seasons.

**u** Select four different coloured lidded boxes that are colourful and catch the eye.

(You may wish to decorate the boxes to match the seasons, Spring, Summer, Autumn, Winter)

Place items related to the seasons into the box: Seasonal clothes, foods, nature items items and sounds we hear (these can be recorded on a Single Switch Communication Device (BIGmack/Talking Tile)

### **Spring Box**

Cotton socks, light scarf, cardigan, lightweight jacket, feathers, umbrella (for those spring showers), bird song audio clip.

### **Summer Box**

Flip flops/sandals, sun cream, sun hat, sunglasses, salad leaves, summer fruits , ice-pops, audio clip of children splashing in a swimming pool/waves lapping on a beach.

### **Autumn Box**

Windproof jacket, pumpkin seeds, blackberries pine cones, paper/silk/battery or pump action fan (to represent the wind), audio clip of the wind.

### **Winter Box**

Wellington boots, thick socks, woolly tights, hat, gloves/mittens, scarf, tinned soup, hot chocolate, twigs/sticks, hot water bottle/hand warmer, audio clip of a crackling fire.

### **↔ Extend Learning**

Place all the items together on the floor or on a table. Can the sensory explorer correctly identify which season the item belongs to by placing it in the correct box?

💡 These activities encourage the development of imagination and personal creativity and fine motor skills.

### Rainbow Artwork

Using different coloured pebbles, petals and leaves collected from the garden or outdoor area and arrange to make a rainbow collage.

### Rain Painting

Fill water sprayer bottles with different coloured watered down paints. Encourage the sensory explorer to experiment with the different nozzle settings to spray the paint onto a large sheet of paper to make a rain picture.

### Chalk Rainbow

Provide coloured chinks for the sensory explorer to draw a rainbow onto their desk, patio, playground or black card.

Use a water spray bottle to spray water onto the rainbow to 'wash' the chalk away as the rain would.



## Record the Weather

💡 This activity encourages scientific exploration as the sensory explorer observes and records the changes in the weather.

### You will need:

- ✓ Craft Materials (Card/Paper/Tissue Paper)
- ✓ Felt tips
- ✓ Glue stick/PVA
- ✓ Cotton wool
- ✓ Velcro (hook & loop)

1. Support the sensory explorer to design individual symbols to represent the different weather types: sunny, rainy, cloudy, thundery, snowy, the more tactile the better.

2. Affix the smooth (looped) side of Velcro to the back of each symbol.

3. On a separate piece of card write 'The Weather is...' then affix a the rough (or hooked) piece of Velcro in the blank next to the sentence.

Encourage the sensory explorer to observe and record the weather at various intervals during the day then to select and affix the correct weather symbol to the chart.



## The Weather Forecast

💡 This activity develops creativity, imagination and thinking through role play and helps individuals gain an understanding of how the weather can differ in regions of the same country.

### You will need:

- ✓ Map (paper or use the whiteboard)
- ✓ Weather symbols



### Activity

Students take on the role of a weather presenter using the weather symbols to forecast the weather in different regions.

❶ Integrated into a morning and/or afternoon circle time, this activity provides an interesting slant on the 'Weather Board'.

### Vocabulary

*North, South, East, West, Morning, Afternoon, Evening, Rain, Sun, Snow, Sleet, Hail, Showers, Ice, Wind, Hot, Cool, Cold, Chilly, Temperature.*

💡 Film the students presenting their weather forecast and play the footage back for them to watch.

### ↔ Extend Learning

Extend the forecast to a map of the world exploring how the weather is different in other parts of the world the e.g. The North Pole, Australia etc

## Weather Observation & Scientific Investigation

💡 This activity encourages scientific investigation and an awareness that the weather is always changing.

### Activity

Make a weather station in your outdoor area and support students in recording the weather e.g the direction and intensity of the wind.

### Suggested Weather Recording Items

Barometer

Rain Gauge

Thermometer

Weather Vane

Wind Sock

### ↔ Extend Learning:

Can students start to predict the weather through observation of the sky weather recording instruments and the sky?

💡 Make your own weather recording instruments using recycled materials.

## Make a Rainbow

💡 This activity encourages scientific exploration.

### **You will need:**

- ✓ Torch
- ✓ Glass
- ✓ Water
- ✓ Sheet of white paper

### **Method:**

1. Fill the glass 3/4 full with water.
2. Place a white sheet of paper on a table.
3. Hold the glass above the paper.
4. Shine the torch from the top of the glass above the water
5. Adjust the piece of paper and the glass of water until a rainbow forms on the paper.

### **The Science Bit!**

When the light passes through the water it breaks up into all the colours it is made from creating a rainbow.



## Rainbow's End Treasure Hunt

**i** This activity encourages problem solving skills and physical development through exercise.

**Q** Hide real or chocolate coins or gold and silver 'treasure' items around the room, garden or outdoor area.

Here are some suggestions: Bauble, Buttons, Coins (real or chocolate), 'defunct' Keys, Foil, Costume Jewellery, Glitter, Material, Metallic Ribbon, Scarves, Sequins, Spoons, Tinsel.

**Q** Offer clues as to the location of the treasure. This can be done verbally, through the 'hot' and 'cold' game, riddles, visual clues or you could provide a map.

**Q** Get creative! Hide items under rocks, in leaf piles or in containers.

**Q** Provide a box or bag for the sensory explorer to collect their discovered treasure into.

Alternatively provide a tick list or create a laminated visual board for the sensory explorer to tick off or circle as the treasure is found.

**?** If the sensory explorer has limited mobility, place 'treasure' inside a box of coloured shredded paper. Provide a torch (a head torch is a great 'hands-free' option) to help to search for the treasure and explore how it sparkles and reflects in the light.





## Weather Themed Ideas & Inspiration

- ✓ Make and fly a kite.
- ✓ Tell a weather story using weather puppets (make your own using craft sticks and weather symbols)
- ✓ Make a 'weather tree' to demonstrate how the leaves change throughout the seasons e.g. buds and blossom in the spring, leaves/apples in the summer, coloured leaves in the autumn and bare branches in the winter.
- ✓ Go outside, lie down and watch the clouds move. Look for patterns or objects in the clouds (if the student is sitting upright then use a mirror to reflect the sky)
- ✓ Create a wind picture using watered down paint or food colouring and a hand fan.
- ✓ Splash in puddles.
- ✓ Make a rain stick. Seal one end of a cardboard tube, half fill with rice/gravel/beads then seal the other end. Listen to the sound of the 'rain' falling as you manipulate your rain stick.
- ✓ Practice fine motor skills creating 'raindrops' using a pipette with water.
- ✓ Make weather themed sensory bottles. Take a clean, empty water bottle, half fill with water then add different items in different bottles to represent the weather e.g. leaves-wind, cotton wool-clouds, white and silver glitter - snow.

## Weather Themed Ideas & Inspiration

- ✓ Explore your outdoor area or visit the local park. Take photographs of nature and make a classroom display.
- ✓ Extend learning by looking at the impact of extreme weather conditions e.g. drought, floods, storms and hurricanes.
- ✓ Look at travel brochure images and pack an imaginary suitcase of suitable clothes and accessories suitable for different holidays: ski holiday, beach holiday etc.
- ✓ Listening to music is soothing and relaxing. Play Vivaldi's Four Seasons and weather themed songs e.g 'It's Raining Man', 'Mr Blue Sky', 'Here Comes the Sun', 'Walking on Sunshine', as background music during art and craft activities.
- ✓ Explore the jobs people do related to the weather e.g. snow gritter, ice-cream man, lifeguard.
- ✓ Staying safe in weather precautions e.g. gritting icy pavements so we don't slip.
- ✓ Discuss preferences. Does the sensory explorer prefer hot or cold weather? Do they have a favourite season?
- ✓ Discuss emotions. How do certain types of weather make you feel? e.g. anxious in a thunder storm, excited in snowy weather.

## Weather Themed Ideas & Inspiration

- ✓ Explore activities we take part in during certain weathers or seasons, building snowmen, sandcastles, picnic, walk, sledging, ice-skating, swimming, camping, bike riding, cricket, tennis, bonfire, flying kites, pond dipping, fruit picking, den building, golf and badminton.
- ✓ Make a bird box/fatballs.
- ✓ Scientific Investigation: Explore shadows and puddles and the effect of water on different materials, wood, sand, fabric etc
- ✓ Weather themed parachute play: Spray water onto the parachute, mimic gusts of wind.
- ✓ Make a windmill, sun catcher or wind chime.
- ✓ Make a hedgehog picture using leaves to represent the spikes.
- ✓ Make a weather mobile.
- ✓ Make a sensory weather umbrella by hanging weather symbols and objects from the arms of an umbrella.
- ✓ Look at rain and snow under a microscope.

### **What is a Multisensory Story?**

A multisensory story tells a story using words and sensory stimuli (story props), connecting the sensory explorer to literature, topic, history and culture in a way that is fun, motivating and meaningful to their lives.

### **Who are Multisensory Stories for?**

Multisensory stories are aimed at individuals with special educational needs and learning disabilities from curious preschoolers to teenagers with complex needs.

The stories form an excellent base on which to scaffold learning, providing opportunities for the individual to work towards their personal learning goals and targets and the themed extension activities make them an ideal resource for Early Years (EYFS), EAL, Primary and Speech & Language students.

### **Are the stories & Poems for use in educational settings only?**

Absolutely not! The stories and poems are fully resourced, step by step guides, making them the perfect resource for Parents, Siblings, Guardians, Childminders, Early Years Educators, Speech Therapists, Play Therapists, Support Workers, Activity Coordinators, Storytellers, Librarians and anyone with an interest in exploring storytelling through the senses in a fun and engaging way!

### Why *Rhyming* Stories?

The combination of sensory stimuli, listening to the rhyme and rhythm and the repetitive structure of the stories, supports memory and aids learning, playing a crucial role in the development of early communication language skills; joint attention, eye-contact, turn-taking, anticipation and the learning of concepts.

### What are the Benefits of Multisensory Storytelling?

Stories create a bond between the storyteller and the story explorer enhancing and enriching experiences. The stories connect the individual to literature, culture and topic in a fun, engaging and motivating way. They form an excellent base on which to scaffold learning, providing opportunities for the individuals to work towards personal learning goals and targets .

The activities in the stories are designed to promote:

**Communication Skills:** (Eye contact, listening, shared attention & language development.)

**Self-Confidence & Well-Being** (Trying out new ideas & skills.)

**Self-Care & Independence**

**Self-Awareness:** (asking for 'help', 'again' and 'more'.)

Opportunities to explore **Cause & Effect** and **Build Anticipation Skills.**

**Promote Physical Development:** (Fine & gross motor skills.)

Building knowledge about the **Environment** & the **World Around Us.**

Engagement in **Scientific Experimentation** and **Mathematical Concepts**

**Development of Social & Emotional Skills:** (Turn-taking, sharing and teamwork).

### How do I Source my Story Props?

The stories and poems are fully resourced and with different options suggested for props. You may opt to use your own. The props are all low budget items that can be found around the home, garden or classroom.

Click [here](#) for more information.

### Can Multisensory Stories Build Communication Skills?

Sensory stories are an excellent motivating tool for encouraging alternative communication systems, early communication skills, Makaton, sign language and the facilitation of PECS exchanges.

The stories build the confidence of learners with speech impediments and communication difficulties as they have a physical (story) prop to support the words they are saying.

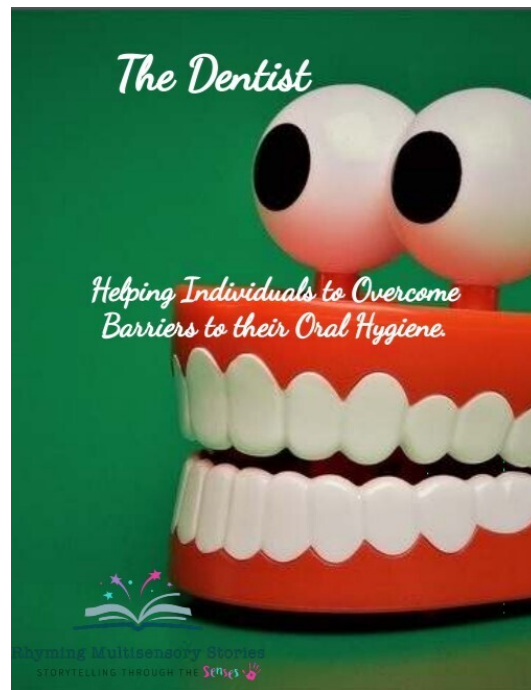
### Where Can I Learn More?

Your questions, queries and comments are always welcome Get in Touch:) **See Page 31**

Join a friendly and informal training session (see **Page 36** or [Click Here](#))

## Can Multisensory Stories Inform on Needs & Care Plans?

Observing reactions to a range of sensory stimuli enables you to build a picture of an individual's sensory preferences. This record of likes, dislikes, motivators and triggers can help parents, carers and teaching staff make informed choices to enhance daily life in areas such as diet, sensory needs, daily activities and leisure activities and is an invaluable tool to inform on the behaviour strategies and the writing of care plans. This bank of motivators can calm a person when anxious or stressed and will help identify any triggers. You may seek to avoid some triggers and to work on de-sensitising others that may be necessary e.g. teeth brushing, through repeated exposure to build tolerance. When used in a safe setting rhyming multi-sensory stories can be used to prepare the listener for visits out of their daily routine such as a visit to the [dentist](#).



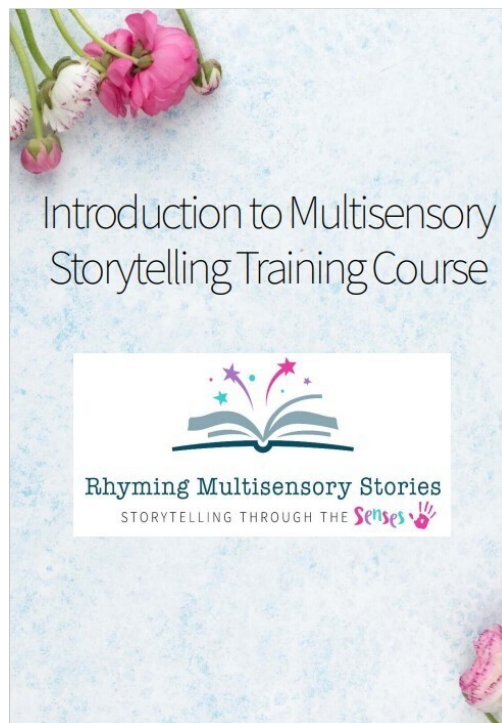
## An Introduction to Multisensory Storytelling Course/Training

An Introduction to Multisensory Storytelling is a 90 minute course held via Teams/Zoom

1-1 Training £45

Groups (Enquire for a price)

INSET £250



### **Topics Covered:**

What is a Multisensory story?, The Benefits of Multisensory Storytelling, Sourcing Story Props, How to Tell a Multisensory Story, How to Adapt Stories, Extension Activities, Developing Comprehension & Understanding, Using Story Props as a Tool for Individuals to Explore & Express their Likes, Dislikes & Sensory Preferences, Story Bags & Sensory Bins, Case Studies, Stimulate the Senses  
plus Explore a Story of Your Choice in More Depth

Q & A Session.

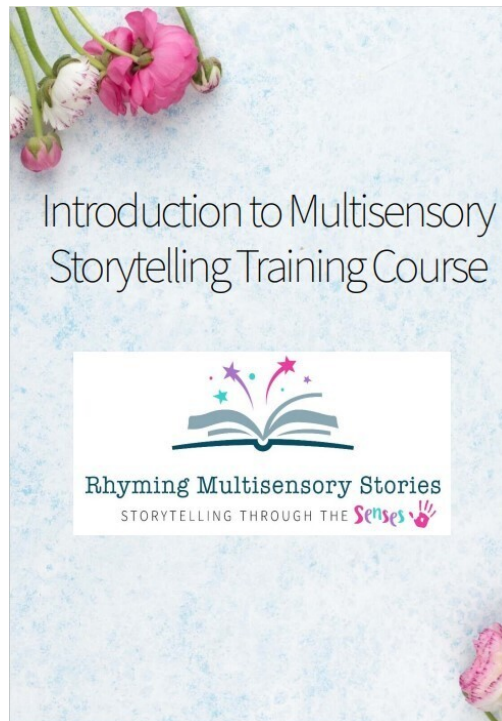


## Subscribe to the Members Library

Subscribe to the Members Library for unlimited access to all resources to view online,  
download as a pdf file and/or to print.

Gain free access to bonus content plus Zoom chats and Q&A sessions.

**£95 per year**



### **Already Purchased Resources?**

Discounts Available!

Get in Touch!

[rhyminmultisensorystories@outlook.com](mailto:rhyminmultisensorystories@outlook.com)

## Get in Touch!



Rhyming Multisensory Stories  
STORYTELLING THROUGH THE Senses 

**Your Questions, Queries, Comments & Feedback are Always Welcome!**

Visit the website: [www.rhymingmultisensorystories.com](http://www.rhymingmultisensorystories.com)

email: [rhymingmultisensorystories@outlook.com](mailto:rhymingmultisensorystories@outlook.com)

Visit the Shop: [MultisensoryStories](#)

Facebook: [storytellingthroughthesenses](#)

Facebook: [Victoria Navin RMSS](#)

Twitter: [@RhymingStories](#)

LinkedIn: [Rhyming Multisensory Stories](#)

Pinterest: [Rhyming Multisensory Stories](#)

Instagram: [rhyming\\_multisensory\\_stories](#)

Tumblr: [rhymingmultisensorystories](#)

Reddit: [r/sensorystories](#)

Myspace: [Rhyming Multisensory Stories](#)

YouTube: [Rhyming Multisensory Stories](#)






Lesson Planned: [Rhyming Multisensory Stories](#)

Mash ie : [Rhyming Multisensory Stories](#)

Tes: [Rhyming Multisensory Stories](#)

[www.rhymingmultisensorystories.com](http://www.rhymingmultisensorystories.com)

## Other Titles in This Series




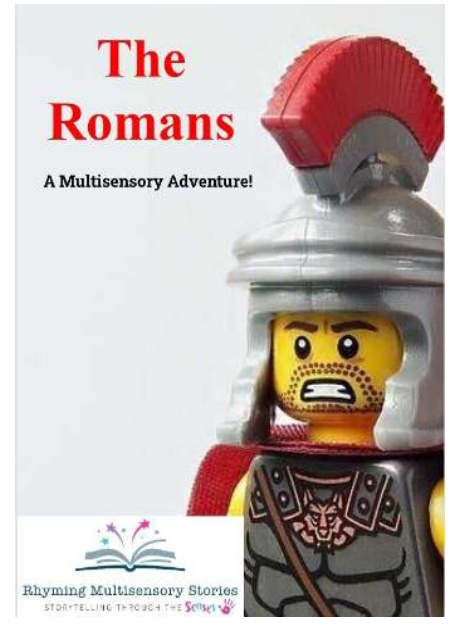
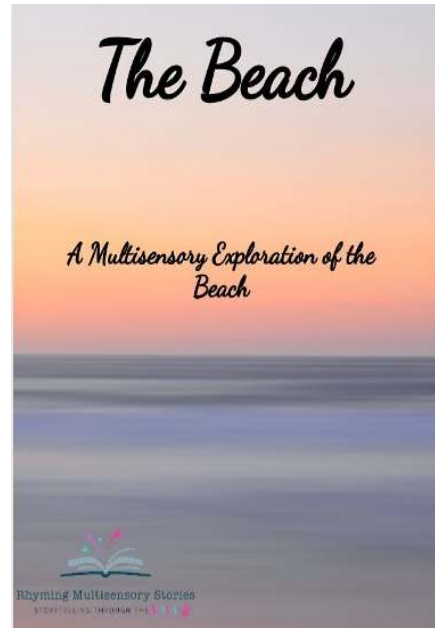
Subscribe to the Members Library **£95 per year**

or Visit the Shop Resources **£3.98**

[www.rhymingmultisensorystories.com](http://www.rhymingmultisensorystories.com)



## Other Titles in This Series

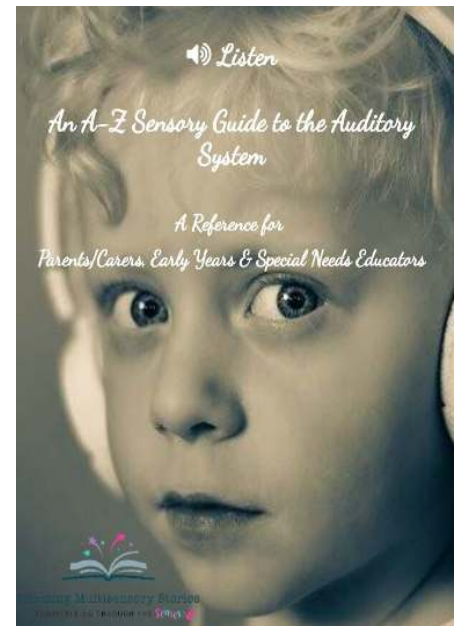
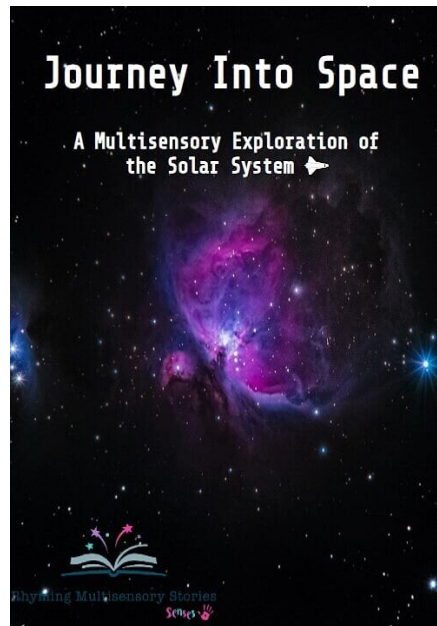




Subscribe to the Members Library **£95 per year**

or [Visit the Shop Resources](#) **£3.98**

[www.rhymingmultisensorystories.com](http://www.rhymingmultisensorystories.com)

## Other Titles in This Series



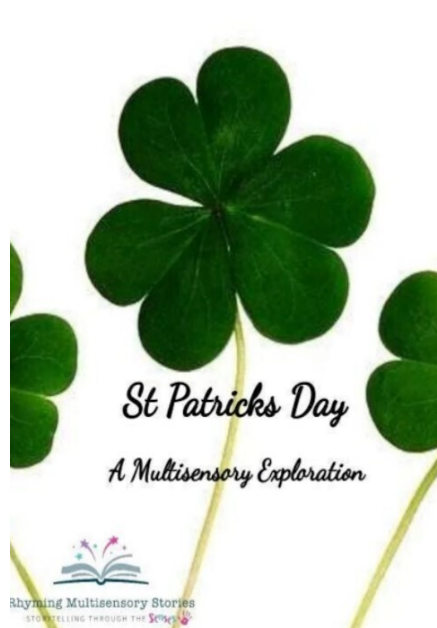



Subscribe to the Members Library **£95 per year**

or [Visit the Shop Resources](#) **£3.98**

[www.rhymingmultisensorystories.com](http://www.rhymingmultisensorystories.com)



## Other Titles in This Series



Subscribe to the Members Library **£95 per year**

or [Visit the Shop Resources](#) **£3.98**

[www.rhymingmultisensorystories.com](http://www.rhymingmultisensorystories.com)

# Visit the Blog

For all the latest news, views, ideas, inspiration and guest blogs

## Visit the Blog

Guest Bloggers Welcome:)

**June Teaching Calendar**  
Teaching ideas, activities and inspiration to celebrate the month of June. Celebrate Education Day (The Very Hungry Caterpillar Story)...

**May Teaching Calendar**  
Teaching ideas, activities and inspiration to celebrate the month of May. African World Heritage Day, Eid, Europe Day, National Sea Day...

**April Teaching Calendar**  
Teaching ideas, activities and inspiration to celebrate the month of April. Remembrance Day, Science Day, World Art Day, World Health Day...

**Autumn Catalogue Out Now!**  
Click the link to download a soft copy Autumn Catalogue (password: rhymingmultisensorystories.com) or purchase a hard copy (password: rhymingmultisensorystories.com)...

**Building Anticipation Skills**  
Benefits of teaching anticipation skills. Review communication skills: shared attention, listening and asking for more, sign-off...

**Den Building**  
Building dens is a fun and practical activity of role-play. It is a happy day in school context of drawing a blanket over the open work on the...

**Building Towers**  
Building Towers aids Development in the Following Areas: Motor Skills, Spatial Awareness, Problem Solving, Visual Sensory Awareness...

**Fables & Fairytales**  
During my childhood, I read the fables along with my class and it's a topic going for years. Pinocchio, Wicket, Wilma, Charlie, Pinno...

**Sensory Phonics**  
We have been at primary school in the 1970s was a very wet but fun time! Every Friday lesson would end in the explosion party...

**November Multisensory Story Catalogue**  
Click the link to download a soft copy Autumn Catalogue November Catalogue (password: rhymingmultisensorystories.com) or purchase a hard copy...

**The Romans have arrived!**  
Just released - The Romans - A Multisensory Adventure Table of Contents introduces The Gazette of Multisensory Storytelling here is...

**November Teaching Calendar**  
Teaching ideas and inspiration to celebrate the month of November: Remembrance, Remembrance Day, Remembrance Day, Remembrance Day, Remembrance Day...

**Euro 2021 Sensory Football Match!**  
With Euro 2021 underway, I thought it would be a fun idea to bring the game into the classroom with a virtual sensory football...

**June Newsletter**  
Welcome to the June newsletter. In this edition, Journey into Space (Use your 40% Discount Code June Teaching Calendar) Outreach...

**May Newsletter**  
Welcome to the May newsletter. In this edition, The Progression Plan (Use your 40% Discount Code June Teaching Calendar) Outreach...

**Augmentative Communication Aids & Assistive Technology In...**  
A Guest Blog by New (their Assistive Technology is, or check out the background of people in any special needs)...

**December Teaching Calendar**  
Teaching ideas and inspiration to celebrate the month of December: The Christmas Story, A Christmas Carol, A Christmas Carol, A Christmas Carol...

**The Sleigh Ride A Guided Relaxation Adventure**  
There are many benefits of meditation for children and teenagers including increased concentration and relaxation, relaxation, relaxation...





The Weather Copyright © Victoria Navin 2021 All Rights Reserved