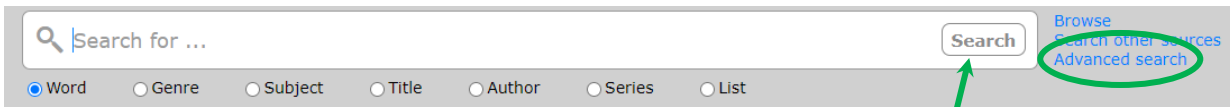
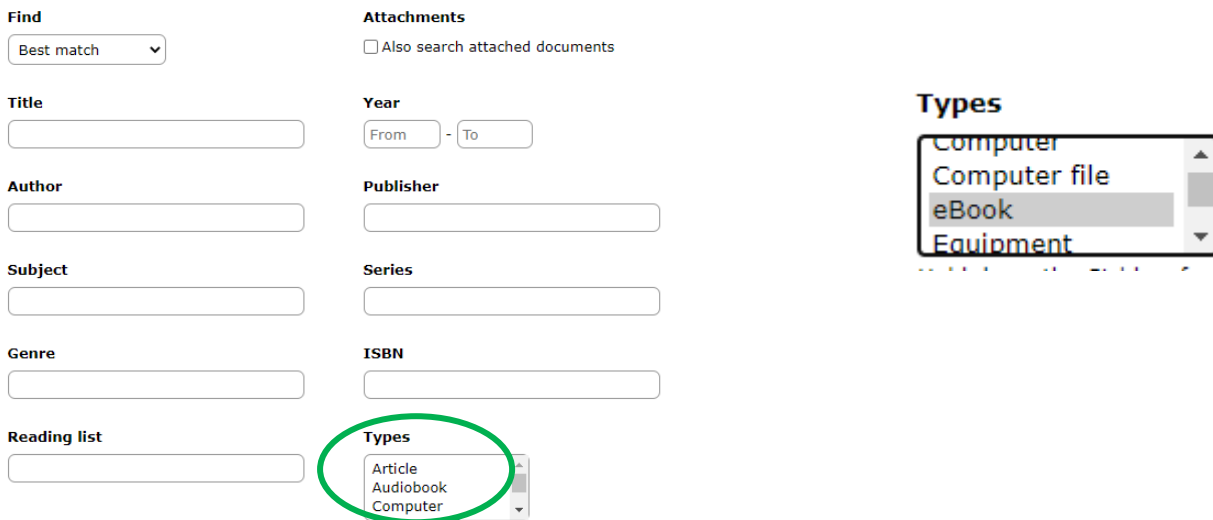


1. Launch Oliver: <https://stromness.oliverasp.co.uk/library/>

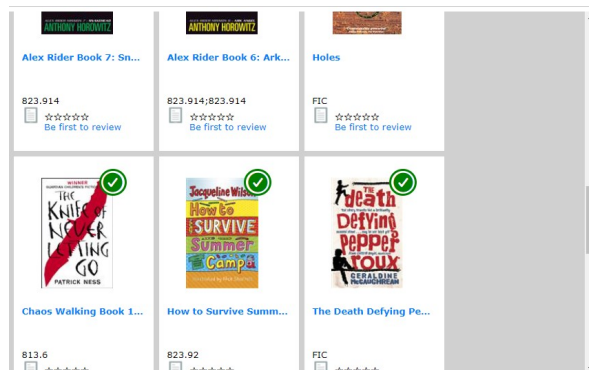
2. Click 'Advanced search'.



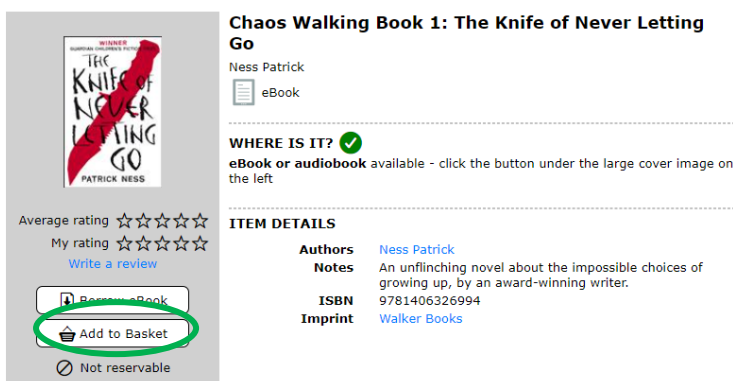
3. Select audiobook and / or eBooks in the 'Type' box, then click search.



4. You can now browse the digital books available.



5. To borrow an eBook or audiobook, click on the book to go to the main record. Click 'Borrow eBook' (or 'audiobook').



You will then be directed to ePlatform website or app (if you have downloaded it).

Use your ePlatform login and then you can access the digital book.

Further instructions on using Oliver and ePlatform are in the Library Team and in LearnPath in Oliver:

<https://stromness.oliverasp.co.uk/library/learnpath/guide/OLIVERGUIDES>