


How to set up the Oliver mobile app

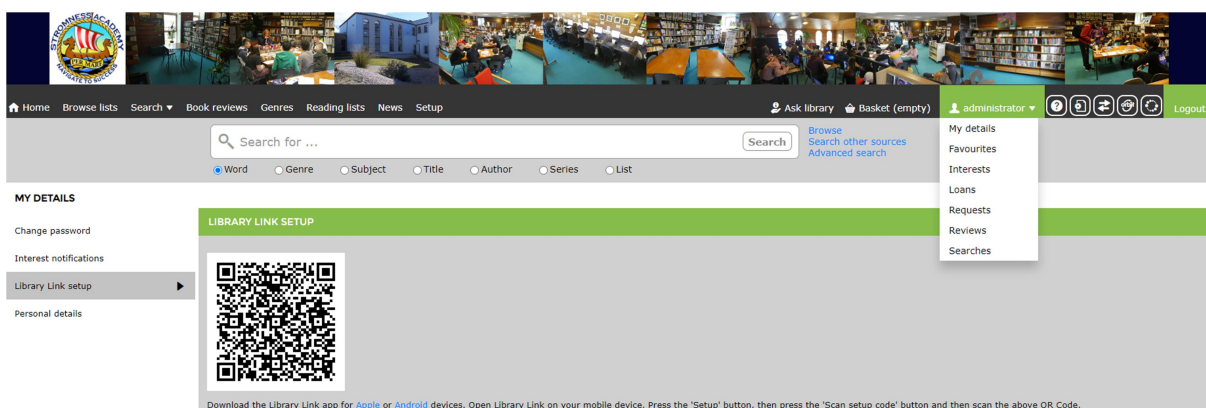
Step 1: Download the library link app from the App Store or Google Play



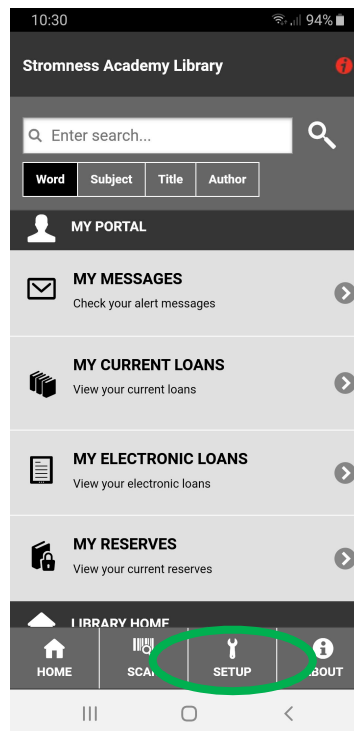
Step 2: Login to Oliver using the details that you have been given by the librarian or your English teacher:



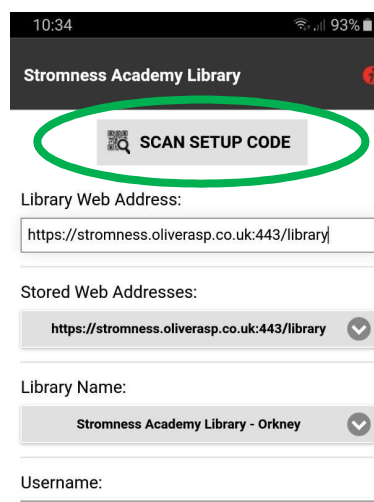
Step 3: Head to your account, my details and the Library Link set-up screen:



Step 4: Open the app on your device and go to Setup



Click Scan Setup Code.



Use your phone to scan the QR code, this should fill in all the required boxes apart from the password box. Pop in your password to finish the set-up.

You can now use the Oliver mobile app to browse library stock, which also includes eBooks and audiobooks, as well as reserve books for collection!

FS Jan 2021