

ENVIRONMENT PROJECT

What to do:

Choose an environmental issue about which you can find plenty of information. There are sections in your text books about **industrial pollution, protecting wildlife, Antarctica, renewable resources, oil** and the **environment, soil erosion, global warming, and acid rain**. You could investigate **tropical rainforests** or **recycling**. Your task is to produce a project about your chosen environmental problem, working mainly on your own. You will have about 3 to 4 weeks in class, as well as homework time.

Use the back of your jotter or scrap paper for rough work and note taking. Information can be found in text books, encyclopaedia and on CDs and the internet. You will have opportunities to use resources in the library.

What to include:

1. A cover page with your name, class & title of your project.
It should be colourful and eye-catching. (do this later)
2. A contents page. (Do this last)
3. An introduction describing your chosen environmental issue

4. In the main section of your project you could outline what the causes of the problem are, what effects it is having on the environment and what the possible solutions are.
5. A conclusion. This is a summary of your main findings.
6. Illustrations, maps or diagrams.

Presentation:

Write up your project neatly. Try to include diagrams, illustrations and especially writing which is your own work - i.e. no downloaded written material! Use colour, be imaginative. Fasten your project together or present it in a cover. Use the checklist. Do some work at home!




Assessment:

The mark awarded for your project will count towards your final grade and summer term report. Plan your time sensibly, don't leave it all until just before the deadline.

Remember:

Ask your teacher for help if you are not sure what to do.

Do **not** include text downloaded from the internet.



ENVIRONMENT PROJECT CHECKLIST

1. Introduction
2. All diagrams, illustrations have a title
3. Writing is clear and easy to read
4. At least 3 sides of writing/ explanation
5. Pages are numbered
6. Conclusion (short summary)
7. Bibliography (a list of your information sources)
8. Contents page
9. No downloaded text
10. Colourful eye-catching cover

☐☐☐☐☐☐☐☐☐☐

Date due:

STROMNESS ACADEMY

S1 GEOGRAPHY

Environment Project

