



DIGITAL SCHOOL LEARN HERE

Virtual Classroom

Digital Learning for me!

LEARN HERE

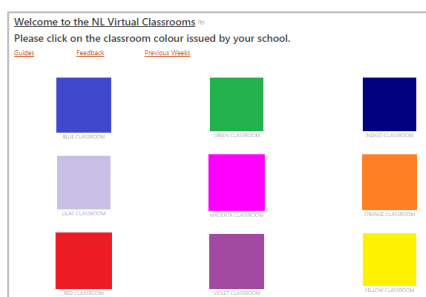



Accessing the NL Virtual Classrooms

You will access the Virtual Classrooms through the Glow Launchpad (<https://www.rmunify.com/>) using your Glow Login.

It is best not to use Internet Explorer browser, ask an adult for help to change your browser if you use it.

Login to Glow and then Click on the NL Virtual Classrooms tile.




NL Virtual Classroom Glow Layout

The NL Virtual Classroom has coloured tiles linked to Interactive Classrooms. You will be given a colour classroom by your school. Click on this classroom to access your Weekly Interactive Classroom.



Interactive Classroom



Each Weekly Interactive Classroom will have learning and activities for Literacy, Numeracy, STEM and Health and Wellbeing. These can be found by clicking on the icons shown on the left within the Interactive Classroom. You may need to select open browser for all links to work. Have fun exploring your classrooms by clicking on the different icons.



Sharing Completed Work

You can upload completed work to your Class Team for feedback. Your school may give you instructions for doing this.



Class Team

Help

If you need any support with Glow or applications you can ask an adult or go to Guides. You can use the [Feedback](#) link to report any issues.



Further Assistance

Please contact your school with any questions or for assistance.

Classroom Feedback

It would be really good to get your feedback about the classroom. Look out for this.