

DIGITAL SCHOOL LEARN HERE

Virtual Classroom

Parent / Carer Guide

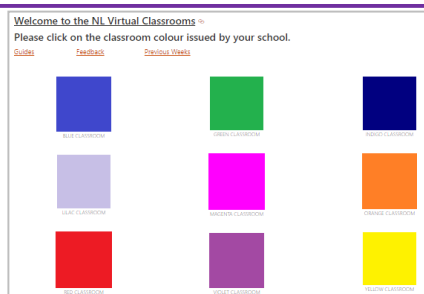



Accessing the NL Virtual Classrooms

Your child will access the Virtual Classrooms through the Glow Launchpad (<https://www.rmunity.com/>) using their Glow Login.

It is recommended not to use Internet Explorer browser, you may need to change if this your default browser.

Login to Glow and then Click on the NL Virtual Classrooms tile.



NL Virtual Classrooms Glow Layout

The NL Virtual Classroom contains coloured tiles linked to Interactive Classrooms. Your child will be directed to an appropriate colour classroom by their school. Click on the classroom to access the Weekly Interactive Classroom.




Interactive Classroom

Each Weekly Interactive Classroom provides learning and activities for Literacy, Numeracy, STEM and Health and Wellbeing. These are accessed by clicking on the icons shown within the Interactive Classroom. You may need to select open browser for all links to work.



Sharing Completed Work

Your child can upload completed work to their Class Team for feedback. Their school may give specific instructions for uploading completed work.



Help

Various guides for apps can be found by clicking on the [Guides](#) link. Also please use the [Feedback](#) link to report any issues with the Virtual Classroom, for example links not loading.



Further Assistance

Please contact your school with any questions or for assistance.

Classroom Feedback

It would be really good to get your feedback about the classroom. Look out for this request.