

## Monday 15<sup>th</sup> June

### Maths

1. Count by 2s, 5s and 10s with Jack Hartmann  
[https://www.youtube.com/watch?v=q\\_yUC1NCFkE](https://www.youtube.com/watch?v=q_yUC1NCFkE)
2. This week in maths, we are going to do some work on data handling. Today we are going to look at pictograms. A pictogram, like other graphs and charts, helps you read information quickly.
3. Play 'Fruit Fall' on Topmarks <http://toytheater.com/fruit-fall/>
4. Can you complete this pictogram to find which animal is most popular at the zoo

### **Zoo pictogram**

### Literacy

#### Phonics

This week we will be learning 2 new phonemes. The first one is **oy**.

1. Learning **oy** phoneme - use 'Week 34 – **oy** phoneme and common words.pdf'
  - a. Look at page 6. Can you name the pictures that start with 'oy'
  - b. Look at page 7. This has the words written for you. Were you correct? Can you think of any more **oy** words?

### **Week 34 – oy phoneme and common words pdf.**

2. Watch this video to learn the song and action for **oy** (allow it show **oi** – just watch the first half with the song) <https://www.youtube.com/watch?v=7ZNfjRC8Ks> Jolly Phonics songs are not always available on Youtube so see link if this is the case. **oy jolly phonics songs.pdf**
3. Watch this video about **oi** and **oy** <https://www.youtube.com/watch?v=OdWkgYQnFcw>
4. Phonics magnetic boards - words to make – Be careful these are quite tricky. There are no simple **oy** words to make.
  - a. toy
  - b. boys
  - c. joy
  - d. enjoy
  - e. royal

Please make these words with letter cards provided (in August) or magnetic board if you have one. If you have lost your letter cards you could make some on scrap paper and

keep them safe for next time. You can look at Page 17 to remind yourself of the 5 finger approach to making phonics words.


## Reading

Log onto Oxford Reading Tree using the log in details: <https://www.oxfordowl.co.uk/for-home/find-a-book/library-page>

Username: sttimsP1

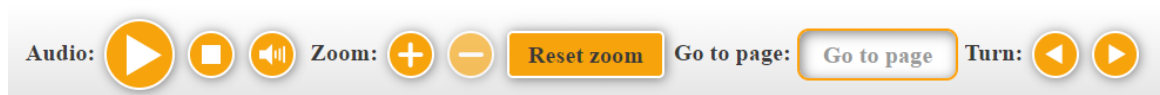
Password: class

Click on 



Open 'By the Stream'

1. Try to read it by yourself first. Use the arrow buttons to turn the pages.



2. Then listen to the story by using the Play Audio button.
3. Complete Activity 1 and 2.
4. How many of our common words can you spot? Write them down.
5. Which word has the **sh** phoneme? Which word has the **ck** phoneme? Which word has the **ee** phoneme?

## Active

### Virtual zoo trip

We're planning on going on a virtual trip to Edinburgh zoo next Tuesday (23<sup>rd</sup> June) but we need to do some preparations this week.

In order to get into the zoo, we will need tickets.

Task: *design your own ticket for the zoo.*

Include: date, time, a picture and of course the zoo name.

Here are some examples:



Tuesday 16<sup>th</sup> June

## Maths

1. Join in with this counting in 2's song.

<https://www.youtube.com/watch?v=GvTcpfSnOMQ>

2. Have fun playing the fishing game on Topmarks below. Can you read the information on the pictogram at the end? You can play as many times as you like.

<http://toytheater.com/fishing/>

3. Sometimes when using pictograms to save space the image can have its own value. Open Pictogram Activity – Days of sunshine pdf. Now look carefully every sunshine = 2 days. Can you read the information displayed and then answer the questions as best as you can.

## Days of sunshine pictograph

## Literacy

### Common words

This week we will be learning 2 sets of common words.

1. Learning new words- set 1 – Look at page 2 of **Week 34 – oy phoneme and common words.pdf** Try to sound out the words and ask an adult to help.
  - a. **him** – This is an easy word. You can sound out all the sounds. **h + i + m**
  - b. **all**– This has a tricky part to it. The **a** doesn't say its sound or its name. It says the sound **o**. The **l** is double trouble for spelling but you only say the **l** sound once when you sound it out. **o + l**
  - c. **came**– It is an **a magic e** (split phoneme a\_e) word. The 'magic e' makes the 'a' say its name 'A'. So you can sound out the **c** and the **m** and the **a** says **A**. **c + A + m**
2. Look at pages 3-5.
  - a. Each word has been split into vowels (letters in red) and consonants (letters in blue). Count how many letters make up the word, count how many vowels and count how many consonants there are. Look at the shape of the word. Are there any tall letters? Are there any lazy letters (that would hang off the line f,g,j,p,q or y)?
  - b. Trace your fingers on the words written in dotted letters
  - c. Write your words out 3 times. Try to use correct formation, size and if using lined paper sit your letters on the line – the **l** and **h** should be tall.

## Phonics

1. Watch Geraldine Giraffe learning about **oy**  
<https://www.youtube.com/watch?v=aodJQr-WJLk>
2. Another video about **oy** <https://www.youtube.com/watch?v=Hbt0Thvs1GE>

3. Look at page 8 of **Week 34 – oy phoneme and common words.pdf**
  - a. Be a text detective and find the **oy** words in the story of **oy**. See if you can write down the words you find. Check your answers on Page 9.
  - b. Use page 10 to make and blend **oy** words. There are not many easy **oy** words. E.g. 'b + oy' + in makes 'boy'.



4. Click on the Education City tile in Glow

Look in Literacy MyCity and play 'Toy Joy'.

## Reading



Click on the Education City tile in Glow

Look in Literacy MyCity and play 'Piece of the Puzzle. We've added the document to remind you of the instructions to help you complete the activity. (Remember it refers to another activity though)

## **Education City – comprehension activity**

## Active

### Virtual zoo trip

We need a clear plan of action for the day!

Task: *map reading*.

Have a look at the map of the zoo.

### **Edinburgh zoo map**

Can you find these animals on it?

- Monkeys
- Meerkats
- Zebra
- Penguins

- Pandas
- Koala

We will enter where it says Zoo Entrance. Can you find that?

Where should we go first?

Can you write a list or draw the animals to visit in order?

Wednesday 17<sup>th</sup> June

## Maths

1. Today we are going to learn how to use tally marks. Let's begin by counting in 5's as this will help us count the tally marks today.

<https://www.youtube.com/watch?v=EemjeA2Djjw>

2. Watch this useful video showing us how to count tally marks. Then you can help find the correct number of zoo animals and check the box with the correct amount of tally marks.

<https://www.youtube.com/watch?v=-pEA3w8SQwss>

3. Sing along with this Tally Marks song.

<https://www.youtube.com/watch?v=tbXER6bLyu4>

4. Complete this tally marks activity

**Tally marks activity sheet**

## Literacy

### Phonics

The second new phoneme is **oa**

1. Learning **oa** phoneme - Watch this video to learn the song and action for **oa**  
<https://www.youtube.com/watch?v=jUnDK9zvr2c> Jolly Phonics songs are not always available on Youtube so see link if this is the case. **oa jolly phonics songs.pdf**
2. Use 'Week 35 – **oa** phoneme and common words.pdf'
  - a. Look at page 6. Can you name the pictures that start with '**oa**'
  - b. Look at page 7. This has the words written for you. Were you correct? Can you think of any more **oa** words?

**Week 35 – oa phoneme and common words pdf.**

3. Watch Geraldine Giraffe video learning about the **oa** digraph.

<https://www.youtube.com/watch?v=KCJyHNOIFE8>

4. Phonics magnetic boards - words to make –
  - a. road
  - b. soap
  - c. coat
  - d. boat
  - e. toad
  - f. goat

Please make these words with letter cards provided (in August) or magnetic board if you have one. If you have lost your letter cards you could make some on scrap paper and keep them safe for next time. You can look at Page 17 to remind yourself of the 5 finger approach to making phonics words.

### Common words

1. Revise this week's common words – **him, all, came**
  - a. **him** video - <https://www.youtube.com/watch?v=pnVYAs8eY5k>
  - b. **all** video - <https://www.youtube.com/watch?v=CSlcFfUIQuw>
  - c. **came** video - <https://www.youtube.com/watch?v=jUQ6mZPLJn4>
2. Can you write spell the word correctly/ write down the word without copying it.
  - a. Can you write them in rainbow colours? e.g. with = **him**
  - b. Can you write them small? How many times in 30 seconds?
  - c. Can you write them big? How many times in 30 seconds?
  - d. Can you make a sentence using the word? Can you write the sentence? You could write it in your common word homework jotter if you have it home with you.

### Writing

#### Virtual zoo trip

Can you research one of these animals?

Choose from:

- Panda
- Penguin
- Lion
- Tiger
- Koala

I want you to find out 3 interesting facts about your chosen animal. Also draw a picture of your animal.

Remember:

Capital letter at the start,

Full stop at the end,

Finger spaces in between,



Then read them to a friend!

Remember, you can send a picture of your facts to your teacher. 😊

## Active

### Virtual zoo trip

We won't be able to visit the gift shop for real, so we are going to make our own souvenir from our day.

Task: *design your own animal mask*

Either print one of the templates below or you can get someone to help you draw your own following the instructions on the links.

Animal masks

Masks

<https://www.youtube.com/watch?v=vAU-0IFo48Y>

<https://www.youtube.com/watch?v=bBSKr-F8RCs>

<https://www.youtube.com/watch?v=6ZzL-JV4BBA>

[https://www.youtube.com/watch?v=I\\_CJZjUx\\_zY](https://www.youtube.com/watch?v=I_CJZjUx_zY)

Thursday 18<sup>th</sup> June

## Maths

### Active Maths Thursday

#### Position and Movement

1. Can you tell your left from your right? Play a game of Simon Says using this positional language e.g. Simon Says hop on your left leg, wave your right hand etc.
2. Can you give the correct instructions to find all the aliens in the grid we have attached? Have a go at making your own grid challenge too!

**Capture the aliens position maths game pdf.**

3. Hide one of your toys somewhere in the house or garden and create a map to help an adult find it. Remember to include a key on your map!

Extra - Keep practising your counting skills and number formation. Continue to go onto your Sumdog account.

## Literacy

### Reading

Log onto Oxford Owl

<https://www.oxfordowl.co.uk/for-home/find-a-book/library-page>

Username: sttimsP1

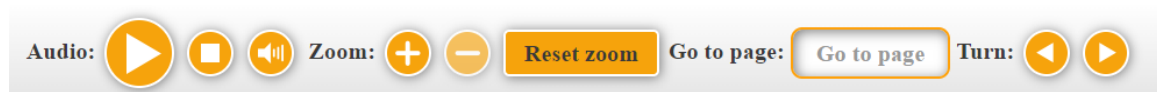
Password: class

Click on 



Open 'The Birthday Cake'

1. Try to read it by yourself first. Use the arrow buttons to turn the pages.
2. Then listen to the story by using the Play Audio button.



3. Complete Activity 1 and 2.

## Phonics

1. Watch this video about **oa**
2. Another video about **oa**
3. Look at page 8 of **Week 35 – oa phoneme and common words.pdf**
  - a. Be a text detective and find the **oa** words in the story of **oa**. See if you can write down the words you find. Check your answers on Page 9.
  - b. Use page 10 to make and blend **oa** words. E.g. 'b + oa + t' makes 'boat'.



4. Click on the Education City tile in Glow

Look in Literacy MyCity and play 'Goat Load'.

You have completed all the Primary 1 phonemes. Well done. 🎉

## Common words him all came

1. Learning new words - set 2 – Look at page 2 of **Week 35 – oa phoneme and common words.pdf** Try to sound out the words and ask an adult to help.
  - a. **just** – this word can be sounded out **j + u + s + t**
  - b. **her**– You can sound out the **h** and the **r**. The **e** doesn't say its sound or its name – it makes an **u** sound. **h + u + r**
  - c. **before**– You can sound out the **b**, the **f** and **r**. The **e** says its name **E**. There is an **o magic e** (split phoneme o\_e). The 'magic e' makes the 'o' say its name 'O'. **b + E + f + O + r**
2. Look at pages 3-5.
  - a. Each word has been split into vowels (letters in red) and consonants (letters in blue). Count how many letters make up the word, count how many vowels and count how many consonants there are. Look at the shape of the word. Are there any tall letters? Are there any lazy letters (that would hang off the line f,g,j,p,q or y)?
  - b. Trace your fingers on the words written in dotted letters
  - c. Write your words out 3 times. Try to use correct formation, size and if using lined paper sit your letters on the line – the **h** and **b** should be tall, **j** should hang off the line and have a monkey tail. The **f** should be tall and have a monkey tale hanging under the line, the **t** should be taller than small letters but not as tall as tall letters.

## Active

### Virtual zoo trip

Today we will design a poster for a new animal at Edinburgh Zoo. You can choose which animal this will be. Make sure the zoo doesn't have this animal already.

Task: *design a poster*

Posters should include

- Name of animal
- Short description of the animal
- Picture

Friday 19<sup>th</sup> June

## Maths

### Active Maths Friday

#### Information Handling

1. How many different ways can you mix and match socks so no two pairs are the same? Now you could sort the socks back into their pairs.

2. Create a picture chart or poster of your favourite toys, food, games or movies. If you have a catalogue or magazine at home you could cut and stick these on.

3. Sort resources you have at home either into colour, shape, material or size order. This could be Lego, beads, foods, shoes, cars or other toys.

Extra - Keep practising your counting skills and number formation. Continue to go onto your Sumdog account.

## Literacy

### Common words

1. Revise this week's common words – **just, her, before**
  - a. **just** video - <https://www.youtube.com/watch?v=TUH2e8Bhm0Q>
  - b. **her** video - <https://www.youtube.com/watch?v=oNw3QVbEQQE>
  - c. **before** video - <https://www.youtube.com/watch?v=PN0X0s78-KY>
2. Can you write spell the word correctly/ write down the word without copying it.
  - a. Can you write them in rainbow colours? e.g. with = **just**
  - b. Can you write them small? How many times in 30 seconds?
  - c. Can you write them big? How many times in 30 seconds?
  - d. Can you make a sentence using the word? Can you write the sentence? You could write it in your common word homework jotter if you have it home with you.

You have one set of common words still to learn. These will be in next week's home learning.

## Phonics

1. Look at **Phoneme challenge mat – oy words** that Mrs Brown created. Choose a few activities to do from this.

**Phoneme challenge mat – oy words.pdf**

2. Look at **Phoneme challenge mat – oa words** that Mrs Brown created. Choose a few activities to do from this.

**Phoneme challenge mat – oa words.pdf**

## Active

### Virtual zoo trip

Let's do some yoga with a wild animal that we might find in the zoo.

<https://www.youtube.com/watch?v=IFbWNmzPByQ&t=92s>