



DIGITAL SCHOOL LEARN HERE

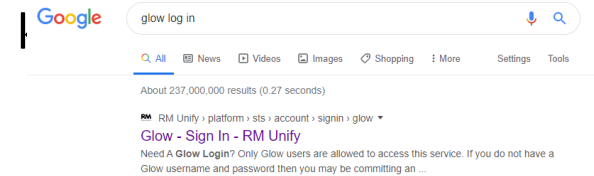
LEARN HERE

How to access your Glow Microsoft teams on a laptop or desktop

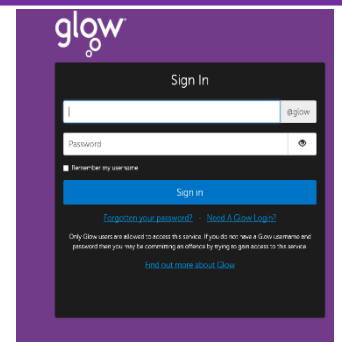
Open Google Chrome. *(Always use Chrome for Glow)*



Type **glow log in** in the address bar and press return




Click on the first link that comes up in the search bar and you see this window.



Enter your glow user name and password and click **sign in**. Your launchpad will open.

To access your Glow teams click



How to access your Glow Microsoft teams on a tablet

Download the Microsoft teams app.

Once it has loaded onto your Home screen, open it. It will prompt you to sign in.

Sign in using your Glow email address – That will be your Glow username followed by **@glow.sch.uk**. You will then be taken to Glow sign in page to type in your password.

Allow access to the microphone

