

# Winter

## English Activity Booklet

Name \_\_\_\_\_



Read the song **Five Little Polar Bears** and answer the questions.



Five little polar bears  
Playing near the shore.



One tumbled in,  
Then there were four.



Four little polar bears  
Swimming in the sea.



One chased a seal,  
Then there were three.



Three little polar bears

What shall we do?

One went swimming,  
Then there were two.



Two little polar bears  
Playing in the sun.



One took a nap,  
Then there was one.

One little polar bear  
Not very old.

'Where's my mum?'  
Then there were none.



1. What were the **two** little polar bears doing? Tick **one** box.

☐ Playing near the shore

☐ Swimming in the sea

☐ Playing in the sun

☐ Looking for their mum

2. Can you find three pairs of words in the song that rhyme?

\_\_\_\_\_ and \_\_\_\_\_

\_\_\_\_\_ and \_\_\_\_\_

\_\_\_\_\_ and \_\_\_\_\_

3. Can you find a question in the song and write it below?

\_\_\_\_\_

4. Which part of the poem is your favourite and why?

I liked the part when \_\_\_\_\_

because \_\_\_\_\_

5. Can you write another verse of the poem before the first one? Try to make your lines rhyme and match the rest of the poem if you can.

Six little polar bears,

\_\_\_\_\_

\_\_\_\_\_

Then there were five.



## Winter Diary

Read about what this child did during the winter holidays. Can you correctly spell the days of the week and then use them to help you to put the sentences in order? Number the sentences them 1-7? The first one has been done for you.

On F\_\_\_\_\_ I made a snow angel.



On W\_\_\_\_\_ I made a snowman.



On Sa\_\_\_\_\_ I drank a hot chocolate.

1

On M\_\_\_\_\_ it started to snow!



On Th\_\_\_\_\_ I had a snowball fight.



On Su\_\_\_\_\_ I cut out paper snowflakes.



On T\_\_\_\_\_ I went ice-skating.

Can you write your own diary sentence for something you have done this week? Don't forget to write the day of the week!

On \_\_\_\_\_


\_\_\_\_\_

## Jolly Joining Words

What can you see in these pictures? Write a sentence about what you can see in each picture, using the word **'and'** to join your words. The first one has been done for you.



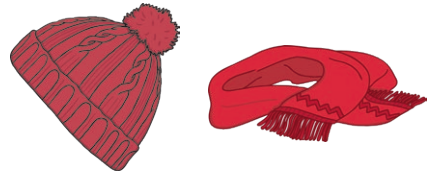
I can see a boy **and** a girl.




I can see \_\_\_\_\_



I can see \_\_\_\_\_



I can see \_\_\_\_\_




I can see \_\_\_\_\_



I can see \_\_\_\_\_



I can see \_\_\_\_\_



I can see \_\_\_\_\_

Read the recipe for making **Yummy Melting Snowman Biscuits** and answer the questions.

### **Ingredients**

- Icing sugar
- 6 white marshmallows
- 6 large cookies
- 24 chocolate chips
- Black icing pen
- Pretzel sticks

### **Equipment**

- A small bowl
- A teaspoon



### **Step One**

Put the icing sugar into a bowl and add cold water until it is runny.

### **Step Two**

Spoon a little bit of icing onto each cookie and stick on some marshmallows. Drizzle a bit more icing on top of the marshmallow and stick another one on top. It should look like it is slipping off.

### **Step Three**

Break the pretzel sticks and put them on the icing. These are your snowman's arms!

### **Step Four**

Stick a chocolate chip on the marshmallows for a nose. Stick three chocolate chips on the icing for buttons.

### **Step Five**

Using the black icing pen, give your snowman two eyes and a mouth.

### **Step Six**

Leave the icing to set and then enjoy your yummy cookies!



1. Can you order the steps by writing numbers 1-4 in the boxes?

☐

Stick a chocolate chip on the marshmallows.

☐

Break the pretzel sticks.

☐

Put the icing sugar in a bowl.

☐

Spoon a little bit of icing onto each cookie.

2. What do you do just before giving your snowman two eyes and a mouth?

---

---

3. What colour chocolate chip do you think you should use for the nose and why?

---

---

4. Can you find two sentences that end with an **exclamation mark (!)** and write them below?

- ---
- ---

5. Have you ever eaten cookies before? What is your favourite kind of cookies and why is it your favourite?

---

---

---

## Woolly Suffixes

Can you help these chilly root words to wrap up warm for the winter? Choose from the suffixes below to add the correct word ending into each sentence.



1. I kept wish\_\_\_\_\_ it would snow.
2. Winter is the cold\_\_\_\_\_ season.
3. The icy wind is blow\_\_\_\_\_.
4. Ava's sled goes fast\_\_\_\_\_ than Ali's sled.
5. I stepp\_\_\_\_\_ on the fresh snow and it made a lovely crunching sound.
6. In winter, it is dark\_\_\_\_\_ in the evening than it is in summer.
7. We pack\_\_\_\_\_ the snow tightly into snowballs.
8. Lucas was wrapped up in his warm\_\_\_\_\_ coat.
9. The icicles are melt\_\_\_\_\_.
10. The frost sparkl\_\_\_\_\_ on the pavement in the morning.



## Reading a Snowy Picture

Can you answer these questions using clues from the picture?



1. What are the children building?

---

2. Do you think that it is hot or cold outside? How can you tell?

---

---

3. How do you think the children are feeling? Why do you think they are feeling that way?

---

---

4. Have you ever played in the snow? What would you like to build in the snow?








---

---

---

## Silly Snowball Fight

These children are having a silly snowball fight but they only want to throw snowballs with **real** words on them, not **fake** words. Can you help them by drawing a path from real word to **real** word, which leads from one child to the other? Then write a sentence using the **real** word snowballs you have collected. One has been done for you.




• I stood in the middle of the playground on the cold night.

• \_\_\_\_\_

• \_\_\_\_\_

## Snowflake Word Search

Can you read the winter sentences and find the missing words in the snowflake word search?



1. **All the trees are bare**

This sentence is missing a f\_\_\_\_\_ s\_\_\_\_\_.

2. **My snowman is called olav.**

This sentence is missing a c\_\_\_\_\_ letter.



3. **Do you want to build a snowman**

This sentence is missing a q\_\_\_\_\_ mark.

4. **I love drinking hot chocolate.**

This s\_\_\_\_\_ is making me thirsty!

5. The word 'winter' begins with the l\_\_\_\_\_ 'w'.

6. The w\_\_\_\_\_ 'ice' begins with the letter 'i'.



7. **I love to play in the snow!**

This sentence ends with an e\_\_\_\_\_ mark.