
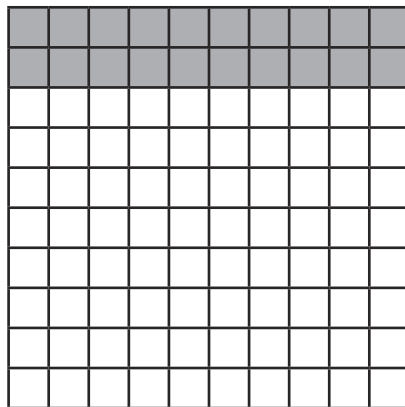





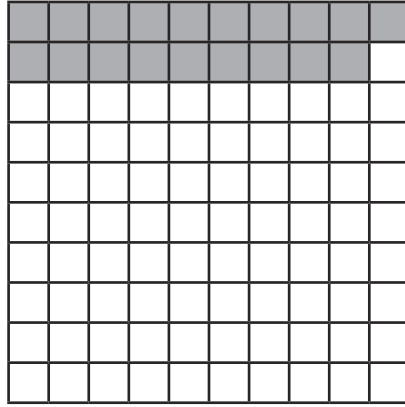



# Visual Representations of Percentages

Aim: I can recognise a percentage relates to 'number of parts per hundred'.

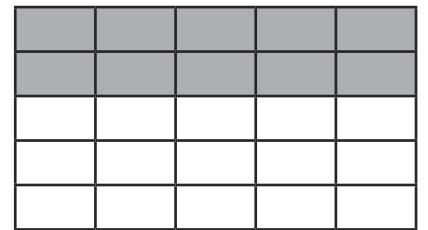

Write the percentage represented by the following:



# Visual Representations of Percentages

Aim: I can recognise a percentage relates to 'number of parts per hundred'.



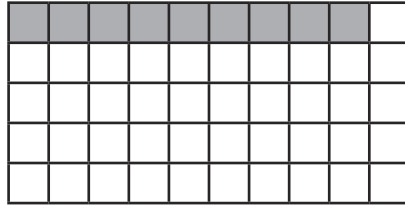
Write the percentage represented by the following:




# Visual Representations of Percentages

Aim: I can recognise a percentage relates to 'number of parts per hundred'.

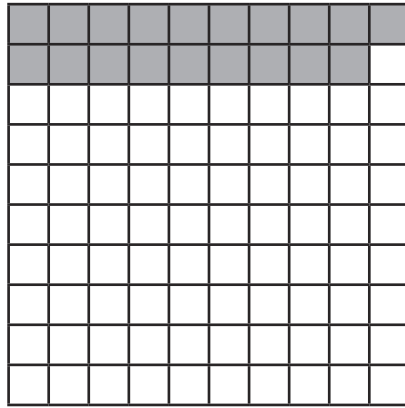
Write the percentage represented by the following:




# Visual Representations of Percentages **Answers**




**72%**




**19%**




**48%**




**99%**



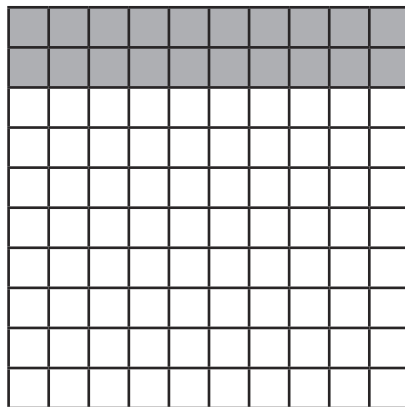
**81%**




**55%**



**64%**



**20%**



**3%**

# Visual Representations of Percentages **Answers**



**50%**



**10%**



**70%**



**20%**



**80%**



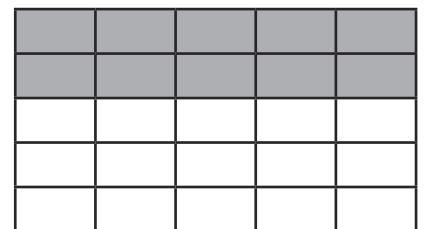
**50%**



**25%**



**75%**

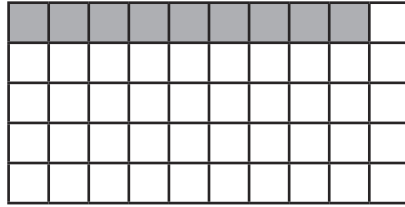


**40%**

# Visual Representations of Percentages **Answers**



**75%**



**18%**




**40%**



**35%**




**85%**



**56%**



**25%**



**4%**



**67%**