

Saint Maurice's High School

Transition Booklet

Main School Entrance



School Office



Welcome

Firstly, can I take this opportunity to welcome you to St Maurice's High School and I hope that this transition booklet will help you to get to know a little more about our school. We are really looking forward to welcoming all of you to St Maurice's and seeing you all in your school uniforms in August. At the moment, we are all experiencing very difficult challenges but this will make it even more special when you join us and we are really thankful for the support of your teachers, parents/carers and friends of St Maurice's in helping you to prepare for moving to secondary school.

As Head Teacher of St Maurice's, I have the privilege of working with young people across all year groups and also all of your primary Head Teachers, your new teachers. It is a great community and a wonderful place to learn. We are extremely proud of all of our young people and their contributions to local, national and international communities. You will have many opportunities to get involved a huge number of activities within and beyond the classroom and this is as a result of the hugely committed and dedicated staff within the school who really care for all of our young people and are ambitious and aspirational about their learning targets.

The values of our school are represented by the SPIRIT of St Maurice's and we ask all of our young people to remain focused on Success, Perseverance, Integrity, Respect, Inclusion and Trust in all that they do whilst at the school but also to carry these values into all aspects of their lives. As a Catholic Community, we also ask that you 'Love God, Love Learning, Love One Another' and this is at the very heart of our school ethos.

I hope that you will enjoy learning more about St Maurice's from this transition booklet and I look forward to welcoming you officially to the school, in the near future.

Mr O'Connor, Head Teacher

Welcome

Dear P7 pupils - soon to be our new S1,

I am delighted to welcome you to St Maurice's High School. I hope this P7 transition handbook provides all the information you need about your new school: our aims, what we offer to you, and what we expect from you.

I have been DHT for the past 9 years at St Maurice's High School. Loving every minute. Like you, I was once a new S1 pupil at St Maurice's HS, many years ago, feeling excited but a bit apprehensive at the same time. I remember that time well.

I want to tell you not to worry!

Once you're here you will feel like you belong. We are like a big family. All the opportunities I was provided with, I wanted to give back, hence the reason I am working in St Maurice's HS today. St Maurice's High School is your new school which highlights the positive in young people! We want you to do well, enjoy learning with new people, meet new friends and be the best version of yourself.

Our school is a Catholic school which provides a wide range of experiences and opportunities to develop the faith and learning of our young people.

Our most important aim is for you to develop into well-rounded young adults who are fully prepared to move on to further or higher education, to training and employment and, ultimately, to fulfilling careers.

As a Catholic school, Gospel values underpin all that we do. Our work is based on values of trust, respect, equality and fairness, with the clear aim being providing the best learning experiences and opportunities for you.

As a school we have a culture where we set the highest expectations of you at all times. This is reflected in your uniform, effort, positive behaviour and success in and across the school.

We are very lucky in that we have strong partnerships with your local primary school and excellent teaching staff. You are key to everything we do in this school.

I am extremely looking forward to working with you and your families when you start sometime soon.

Take care, keep safe and look after each other.

Mrs McGee, S1 and S6 Deputy Head Teacher

Key Staff for S1 Pupils



This is Mr O'Conner.
He is the
Head Teacher.



This is Mrs McGee
She is the S1 Deputy
Head Teacher.



This is Mr McKerr. He is
the S1 Pupil Support
Teacher.



This is Mrs Coyle. She
works in the Wellbeing
Hub.



This is Mr Dempsey
He is the Attainment
Mentor.



This is Mrs Love. She is
the Home/School
Partnership Officer.



This is Miss Scott.
She works in Support for
Learning.




This is Mr Hall.
He is the Senior Janitor.



This is Mrs McMichael.
She is the School
Librarian.

Key Places



where will my classes be?

You will have lots of different classrooms to go to when you come to high school and it may take time to get to know your way around.

S6 buddies and teachers will help you get to know where all your classes are until you feel confident.

You should not worry about getting lost!



Library



Assembly Hall

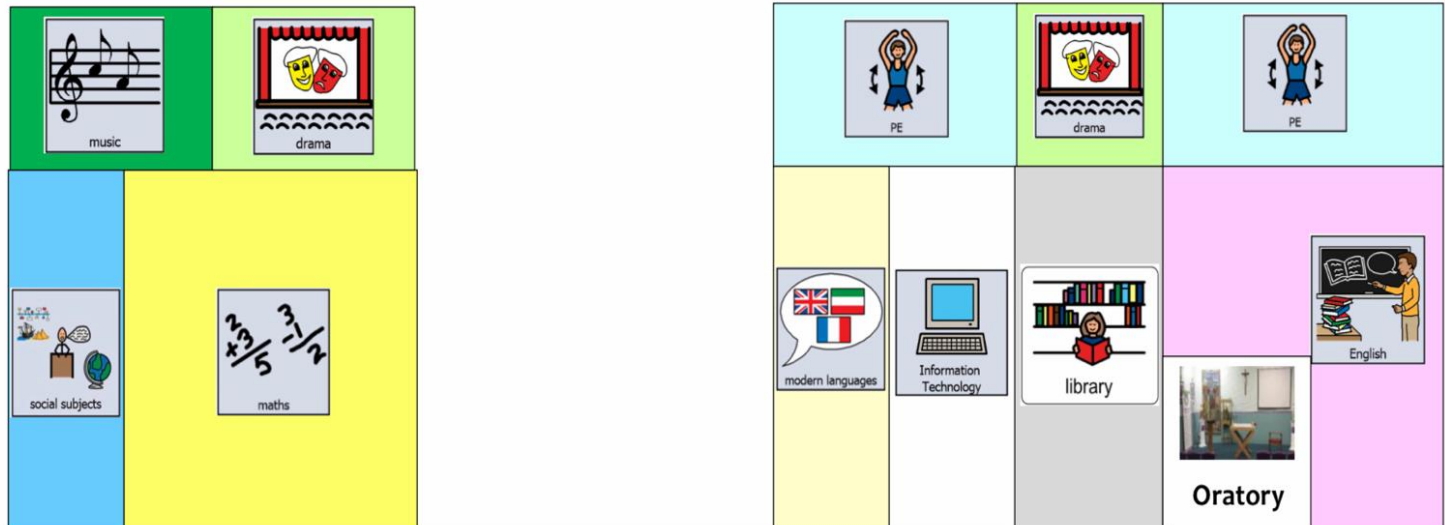


Canteen




Oratory

Ground Floor



Main Corridor



First Floor



Second Floor



New Routines



In your primary school you spend most of your time in your classroom with the same teacher.

At secondary school this is different. At different points during the day the bell will ring and you will move to different classrooms for different subjects and will meet your subject teachers there.

You might already know some of your teachers from visits!

You will be given your timetable on your first day. There is lots of information in your timetable. Below is an example of a timetable.

Start Time
8.55am
S1 will meet in the assembly hall.

Break Time 10.35am-10.50am
Interval is after your period 2 class. You can go to the canteen, library or assembly hall.

Lunch Time 12.30pm- 1.15pm
Lunch is after your period 4 class. You can go to the canteen to eat your lunch.

Timetable Report							
Name:	Register Group: 1A						Stage: S1
	1	2	3	4	5	6	7
Monday	Technological Studies C/TE Miss Livingstone	C/TE Modern Languages C/TE Miss McAlinden	Social Subjects C/TE Mr Welsh	Religious Studies C/TE Mr Nelson	Physical Education C/TE Miss James	Mathematics C/TE Mr McDonald	English C/TE Miss Scott
Tuesday	Science C/TE Mrs Menzies	Science C/TE Mrs Menzies	Mathematics C/TE Mr McDonald	English C/TE Miss Scott	Physical Education C/TE Miss James	C/TE Modern Languages C/TE Miss McAlinden	Health and Wellbeing Senool Mrs Cavanagh
Wednesday	Art C/TE Mrs Galloway	Science C/TE Mrs Menzies	Drama C/TE Mr Russell	Drama C/TE Mr Russell	Information Technology C/TE Mr McAlton	Social Subjects C/TE Mr Welsh	
Thursday	English C/TE Miss Scott	Music C/TE Mrs Hamilton	Mathematics C/TE Mr McDonald	C/TE Modern Languages C/TE Miss McAlinden	Physical Education C/TE Miss James	Religious Studies C/TE Mr Nelson	Social Subjects C/TE Mrs Donald
Friday	Home Economics C/TE Miss Marshall	Home Economics C/TE Miss Marshall	English C/TE Miss Scott	C/TE Modern Languages C/TE Miss McGhie	Mathematics C/TE Mr McDonald	Science C/TE Mr Singer	

Subject Name

Teacher's Name

Period Number
Each period lasts 50 minutes. There is a bell at the end of each period to let us know it's time to go to our next class.

Home Time
School finishes at 3.45 pm on Monday, Tuesday and Thursday. 2.55pm on Wednesday and Friday.

Resources

School Work


Your teachers will give you jotters and work. You will be responsible for bringing these in each day.

Packed Lunch

Packed lunches are kept in your bag until lunch time. You can eat your packed lunch in the canteen.

Lunch Money

If you are having a school dinner you should bring in money to put on your card.



PE Kit

You will need this on PE days.
T-Shirt (White plain)
Black shorts and socks,
trainers.

Pencil Case

It is your responsibility to be organised for classes. Make sure you have:
Pencil, pen, rubber,
sharpener and a ruler.

Water Bottle

It is important to bring some water (not juice!) with you each day. There are water dispensers in school if you need to refill.

School Uniform



will I need a new uniform?

It is important to ensure you are wearing your uniform every day. This shows you are willing to be part of the St Maurice's Community and have pride in our school.

You must wear your blazer at all times in school. You should not wear jackets or hoodies over your blazer when you are in school.

WEAR YOUR UNIFORM WITH PRIDE!



BOYS

Black blazer with school badge

White traditional shirt (not a polo shirt)

School tie

Black v-neck sweatshirt or jumper (not a cardigan)

Black dress trousers (not jeans etc)

Black shoes

GIRLS

Black blazer with school badge

White button-up school shirt/blouse with buttons to collar (not leaving a gap blouse to trousers or collar to neck)

School tie

Black v-neck jumper or v-neck sleeveless top. (not a cardigan and not a vest top)

Black traditional skirt of a "modest" length or black dress trousers. (not shorts, culotted, footless tights etc)

Black shoes – socks must be worn below the knee.

What should I do if.....?



I missed my bus home

Go to the school office. There is someone there until 4.30pm each day and they will make arrangements to get you home.

I forgot my PE kit

Parents/Carers can be called to bring it, sometimes there are spare kits available in the PE department, however it is better to bring your own. Remember to use your homework diary and timetable to remind you.

I have lost something

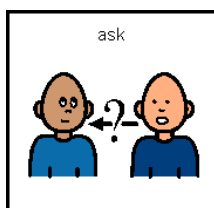
Try to think where you last were and retrace your steps. Report the loss to your teacher or support staff. There is a lost property area, if you ask a member of office staff or the janitor, they can let you look. Check at home. When you find it put your name on it.

I do not understand my work

Always ask your teacher or support staff for help. If you do not ask, they do not know you have not understood. If you are stuck with your homework family members can sometimes help, but do not let them do it for you.

I forgot my homework

Teachers understand that sometimes pupils do forget their homework and take this into consideration. However, it is better if you keep notes about homework in your homework diary and look at it at night to remind you.



Who should I go to if.....?



I forgot my packed lunch or money

School Office. A phone call to parents/carers can be made or money can be given to you on loan until the next day. There will always be a way to get your lunch. You could also speak to James in the canteen or one of the members of staff on duty in the canteen at lunchtime. Please do not go hungry.

I feel ill or I am injured at school

School Office. If you are feeling unwell during a lesson, say to the teacher and they will supply you with a slip explaining your reason for being out of class and you should take that with you to the school office. If you are ill or injured during lunchtime, report to a teacher, a member of support staff or the school office.

I am worried or upset

There are lots of people you could speak to including:

Your Pupil Support Teacher, Mr McKerr

Jacqueline, HSPO

Gerry, Attainment Mentor

Mrs Coyle, Wellbeing Hub


Miss Scott, Support for Learning

Mrs McGee, DHT responsible for S1

Your Buddy

Talk to any of the adults listed above, your buddy or any other adult in the school that you think may help you. The person you speak to may signpost you to a more appropriate member of staff to talk to dependent on the issue. Always sort out problems as early as possible!

Where should I go for.....?



Break and Lunchtimes

All S1 pupils are asked to remain in the school building or grounds during break and lunchtimes. You are **not permitted** to go to the retail park, up to Condorrat village or over to the van. You are asked to go to the outside area between modern languages and maths or stay inside in the assembly hall or canteen. There are picnic tables outside where you sit and eat and talk to your friends.

What can I eat?

You can buy food at the canteen before school, at the interval and at lunchtime. The menu is on display in the canteen and at lunchtime and there are many options to choose from - the main meal of the day, soup, paninis, pizza, sandwiches, baguettes, hot pasta and lots of tasty treats like cookies and muffins.

You can also bring a packed lunch if you prefer.

How do I pay?

You pay using your Young Scot card which you can top up from one of the 2 machines in the school. There is one in the canteen and one at the top of the ramp. (You'll get your card and pin number when you start at St Maurice's HS).

The toilet

There are designated toilets around the school for all pupils – the main toilets are found in the main corridor, just outside the canteen.

