



ST. JOHN PAUL II

Primary School & Nursery Class

Primary 2 Home Learning Top Up

April 2020

Dear boys and girls,

I hope that you are well and that you are trying hard to keep safe and healthy! I know that you will be missing school and that everyone would like things to return to normal. I would like that too and so would all of our Teachers and Support Staff.

However, we need to keep our school closed to most children until the Government tell us it is time to open again.

To help you with your Home Learning, we have put together some tasks for you. They are just some things which might help you, so that not all of your learning is done online!

However, I want to tell you that...

- ◆ These tasks are not like the other tasks your teacher would give you—they are not issued in your Literacy and Numeracy groups! Some may be too easy and some may be more difficult - you can choose which tasks you would like to do.
- ◆ These tasks are for your class level only (P1, P2, P3, etc.)
- ◆ Your parents/carers should not stress about doing lots and lots of work with you. You should do a little each day, where you can.

Your Teachers are still putting lots onto your class blogs and/or Microsoft Teams. If you need help with this, please contact us on office@johnpaul.n-lanark.sch.uk or message us through the school app/Facebook.

Most importantly, take care of yourself, be good and spend time with your family.

I look forward to seeing you all very soon!

Mr Thomas



Capital Letters for Names

I can use capital letters for the names of people, pets and places.

Remember that:

Capital letters are needed for names.

1. Use the pictures to help create your own sentence.



_____ and _____ have a cat called _____.

Teacher checks: Read it again Finger spaces Capital letters for names Full stop

2. Use the pictures to help create your own sentence.



The _____ lives in a big city called _____.

Teacher checks: Read it again Finger spaces Capital letters for names Full stop

Challenge!

Finish this sentence. **Remember: Capital letters for names.**

My teacher is called _____.



Capital Letters for Names

I can use capital letters for the names of people, pets and places.



Remember that:


Capital letters are needed for names.

1. Use the pictures to help create your own sentence.



Teacher checks: Read it again Finger spaces Capital letters for names Full stop

2. Use the pictures to help create your own sentence.



Teacher checks: Read it again Finger spaces Capital letters for names Full stop

Challenge!

3. Finish this sentence. **Remember: Capital letters for names.**

My teacher is called _____.

Correct the Sentence Punctuation

Write the correct sentence underneath by adding in capital letters, full stops and question marks.

1. my brother's dog is called tess

2. on sunday she went to the park

3. the titanic sank in 1912

4. toby and mark are going to spain in march

5. martha took her children to the zoo yesterday

6. when i go to the shop, i will get some crisps

7. sameera and i are going to town on friday

8. did you sell buns at the fair

9. my mum has a cat he is called tom

10. have you got a dress for the prom

Correct the Sentence Punctuation Answers

Question	Answer
1. my brother's dog is called tess	My brother's dog is called Tess.
2. on sunday she went to the park	On Sunday she went to the park.
3. the titanic sank in 1912	The Titanic sank in 1912.
4. toby and mark are going to spain in march	Toby and Mark are going to Spain in March.
5. martha took her children to the zoo yesterday	Martha took her children to the zoo yesterday.
6. when i go to the shop i will get some crisps	When I go to the shop I will get some crisps.
7. sameera and i are going to town on friday	Sameera and I are going to town on Friday.
8. did you sell buns at the fair	Did you sell buns at the fair?
9. my mum has a cat he is called tom	My mum has a cat. He is called Tom.
10. have you got a dress for the prom	Have you got a dress for the prom?

Correct the Sentence Punctuation

Write the correct sentence underneath by adding in capital letters, full stops, question marks and inverted commas.

1. one warm, sunny day jessica and lilly went to the zoo when they arrived, they visited the monkeys

2. i like the zoo, said jessica lilly looked up and saw a monkey had stolen her lunchbox

3. do we have any money to buy more food asked jessica

4. lilly replied no now we dont have anything for lunch

5. dont worry girls, a voice called from behind them it was the zookeeper, who was holding their lunchbox, with a big smile on his face

Correct the Sentence Punctuation Answers

Question	Answer
1. one warm sunny day jessica and lilly went to the zoo when they arrived they visited the monkeys	One warm, sunny day Jessica and Lilly went to the zoo. When they arrived, they visited the monkeys.
2. i like the zoo said jessica lilly looked up and saw a monkey had stolen her lunchbox	'I like the zoo,' said Jessica. Lilly looked up and saw a monkey had stolen her lunchbox!
3. do we have any money to buy more food asked jessica	'Do we have any money to buy more food?' asked Jessica.
4. lilly replied no now we dont have anything for lunch	Lilly replied 'No! Now we don't have anything for lunch!'
5. dont worry girls a voice called from behind them it was the zookeeper who was holding their lunchbox with a big smile on his face	'Don't worry girls,' a voice called from behind them. It was the zookeeper, who was holding their lunchbox, with a big smile on his face.

Fruit A to Z Alphabet Ordering

Amazing Fact

A banana is actually a berry but a strawberry is not.

Challenge

Order these fruits alphabetically, using the lines below.

raspberry

apple

kiwi

watermelon

orange

banana

avocado


pineapple

quince

plum

You could also try to find out:

- what makes a berry a berry;
- all about the parts of a plant;
- why a tomato is a fruit and not a vegetable.



Fruit A to Z Alphabet Ordering Answers

apple

avocado

banana

kiwi

orange

pineapple

plum

quince

raspberry

watermelon

My Book Review

Title: _____

Author: _____

Did you like the book?

Rate the book by colouring in the stars.



What was your favourite part?

Draw your favourite scene from the book.

A large, empty rectangular box with a black border, intended for drawing a favourite scene from the book.

High Frequency Words Wordsearch

v	f	s	f	w	b	q	s	m	l	v	a
t	f	g	i	e	c	k	q	w	r	u	n
h	o	o	f	n	y	o	u	d	a	s	d
e	v	w	r	t	h	y	k	k	t	q	c
z	s	a	i	d	e	m	d	p	e	q	a
a	w	h	f	y	r	v	v	j	q	j	m
r	w	a	s	b	i	n	t	b	m	e	l
g	u	o	f	g	s	o	v	l	j	v	l
f	d	q	e	v	m	n	a	e	c	k	r
i	t	m	z	h	t	h	e	y	f	b	t
t	j	n	z	d	b	f	j	t	o	u	a
u	e	w	g	k	z	x	o	v	f	p	z

the
and
was
on
of
it

said
in
to
he
they
you

High Frequency Words Wordsearch

a	a	o	j	z	t	o	g	w	o	t	n
l	r	w	i	s	v	b	q	f	z	u	m
l	q	r	e	s	n	p	i	s	a	t	q
q	s	b	u	t	a	q	s	h	r	j	p
b	y	w	x	m	p	l	d	y	e	e	z
a	f	o	r	u	e	a	o	r	q	f	k
d	u	c	t	l	v	u	b	d	s	e	r
e	c	n	b	o	d	m	s	c	q	h	s
c	l	x	c	z	t	h	a	t	p	s	e
f	z	w	a	c	q	l	x	k	n	a	p
e	e	r	r	g	g	v	w	i	t	h	t
z	x	k	s	c	a	n	z	h	i	s	v

she
is
are
for
his
at

but
that
we
can
with
all


High Frequency Words Wordsearch

h	w	v	n	c	o	u	l	d	o	q	m
d	v	h	o	u	s	e	d	w	p	v	j
p	q	e	u	b	p	q	o	l	d	v	l
t	m	a	d	e	n	e	q	d	u	t	y
a	o	p	l	p	g	x	s	b	b	h	p
r	w	o	y	h	m	d	b	o	s	e	y
r	r	q	p	f	m	c	t	r	s	i	o
x	l	t	q	e	d	x	p	b	b	r	u
n	i	i	z	f	o	a	k	u	b	v	r
b	b	m	x	t	i	p	y	o	t	k	x
j	y	e	z	q	b	q	l	g	l	h	d
j	a	u	b	x	g	s	v	e	h	d	u

people
could
your
day
their
house

put
made
old
by
too
time


High Frequency Words Wordsearch










the
and
was
on
of
it

said
in
to
he
they
you

Minibeasts Block Diagram



Colour a box for each item that you find

6							
5							
4							
3							
2							
1							
							

Number Shape Addition to 20

Use the number shapes to work out the answers to each addition question.

$$\begin{array}{|c|} \hline \text{Green shape with 6 circles} \\ \hline \end{array} + \begin{array}{|c|} \hline \text{Purple shape with 2 circles} \\ \hline \end{array} = \begin{array}{|c|} \hline \square \\ \hline \end{array}$$




$$\begin{array}{|c|} \hline \text{Green shape with 6 circles} \\ \hline \end{array} + \begin{array}{|c|} \hline \text{Yellow shape with 3 circles} \\ \hline \end{array} = \begin{array}{|c|} \hline \square \\ \hline \end{array}$$




$$\begin{array}{|c|} \hline \text{Red shape with 6 circles} \\ \hline \end{array} + \begin{array}{|c|} \hline \text{Light green shape with 4 circles} \\ \hline \end{array} = \begin{array}{|c|} \hline \square \\ \hline \end{array}$$




$$\begin{array}{|c|} \hline \text{Red shape with 6 circles} \\ \hline \end{array} + \begin{array}{|c|} \hline \text{Red shape with 6 circles} \\ \hline \end{array} = \begin{array}{|c|} \hline \square \\ \hline \end{array}$$




$$\begin{array}{|c|} \hline \text{Purple shape with 6 circles} \\ \hline \end{array} + \begin{array}{|c|} \hline \text{Orange shape with 1 circle} \\ \hline \end{array} = \begin{array}{|c|} \hline \square \\ \hline \end{array}$$




$$\begin{array}{|c|} \hline \text{Blue shape with 6 circles} \\ \hline \end{array} + \begin{array}{|c|} \hline \text{Purple shape with 2 circles} \\ \hline \end{array} = \begin{array}{|c|} \hline \square \\ \hline \end{array}$$




 +  = 

 +  = 

 +  = 

 +  = 

 +  = 

 +  = 

$$\begin{array}{|c|} \hline \text{Red shape with 10 dots} \\ \hline \end{array} + \begin{array}{|c|} \hline \text{Red shape with 10 dots} \\ \hline \end{array} = \square$$

$$\begin{array}{|c|} \hline \text{Red shape with 10 dots} \\ \hline \end{array} + \begin{array}{|c|} \hline \text{Green shape with 10 dots} \\ \hline \end{array} = \square$$

$$\begin{array}{|c|} \hline \text{Green shape with 10 dots} \\ \hline \end{array} + \begin{array}{|c|} \hline \text{Red shape with 10 dots} \\ \hline \end{array} = \square$$

$$\begin{array}{|c|} \hline \text{Purple shape with 10 dots} \\ \hline \end{array} + \begin{array}{|c|} \hline \text{Red shape with 10 dots} \\ \hline \end{array} = \square$$

$$\begin{array}{|c|} \hline \text{Purple shape with 10 dots} \\ \hline \end{array} + \begin{array}{|c|} \hline \text{Green shape with 10 dots} \\ \hline \end{array} = \square$$

$$\begin{array}{|c|} \hline \text{Blue shape with 10 dots} \\ \hline \end{array} + \begin{array}{|c|} \hline \text{Blue shape with 10 dots} \\ \hline \end{array} = \square$$

2D Shape Colouring

Can you colour the shapes to complete the picture?

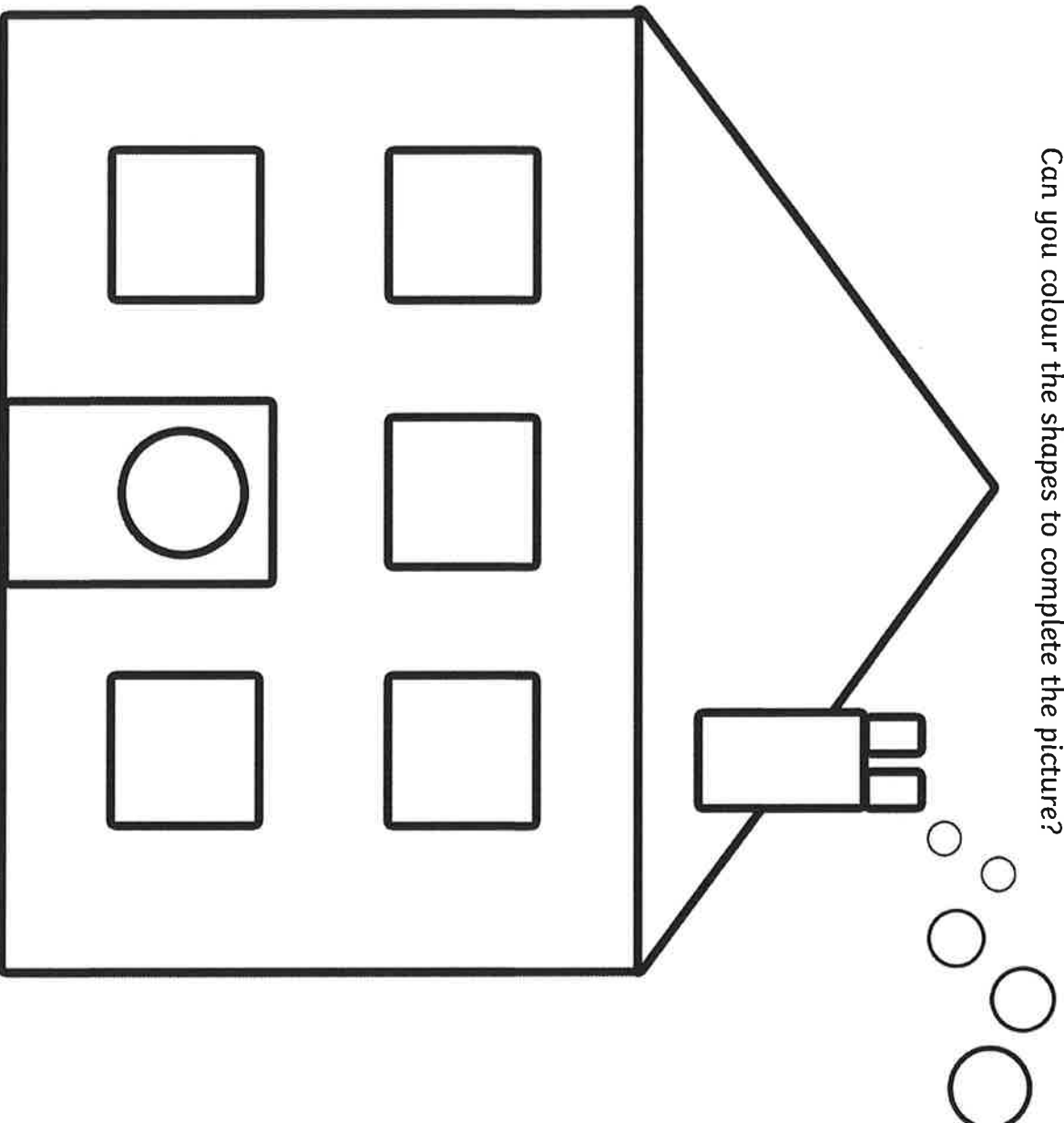
Key:

 = red

 = blue

 = yellow

 = green



2D Shape Colouring

Can you colour the shapes to complete the picture?

Key:

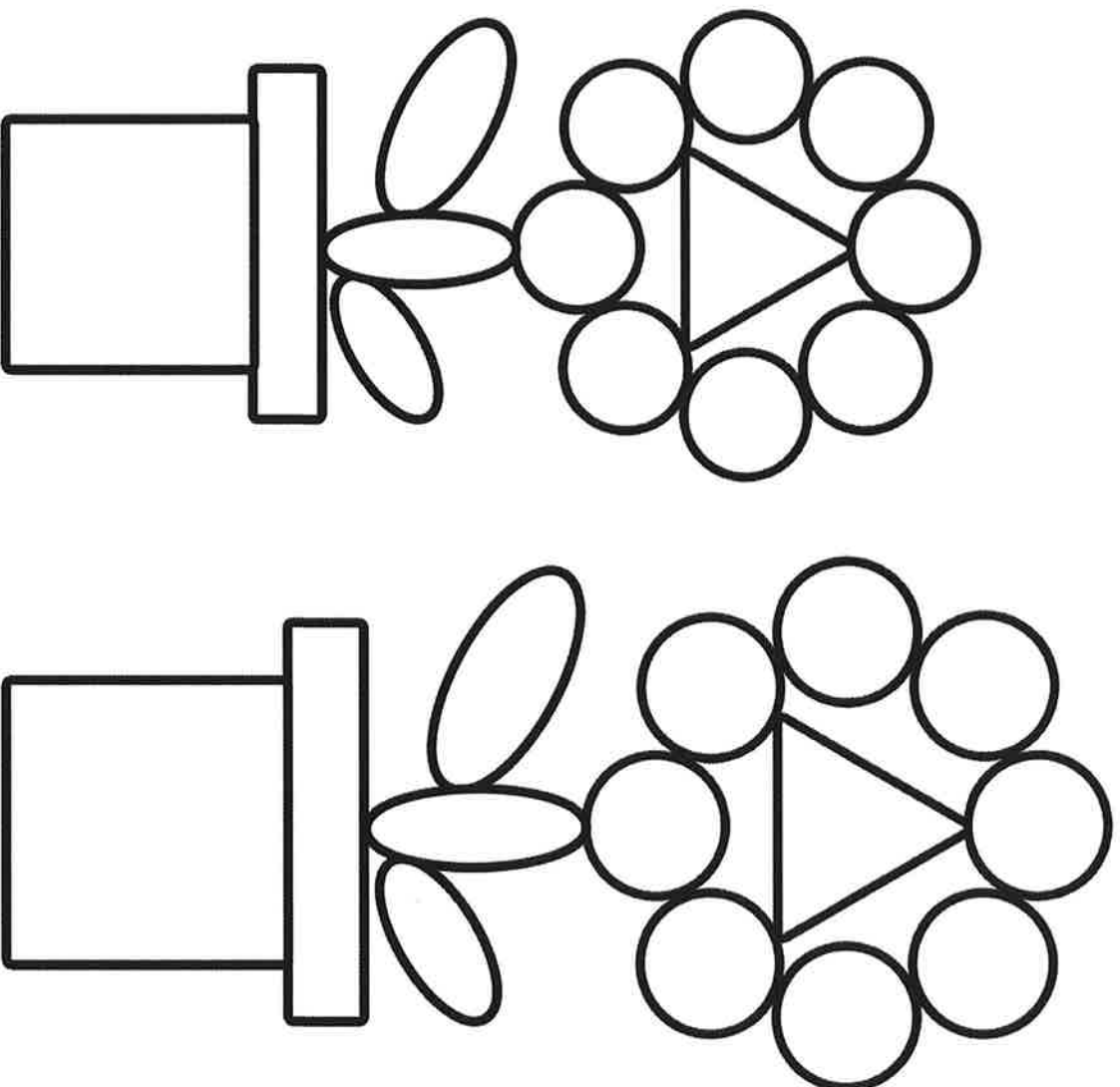
○ = red

□ = blue

△ = yellow

◊ = green

□ = purple



2D Shape Colouring

Can you colour the shapes to complete the picture?

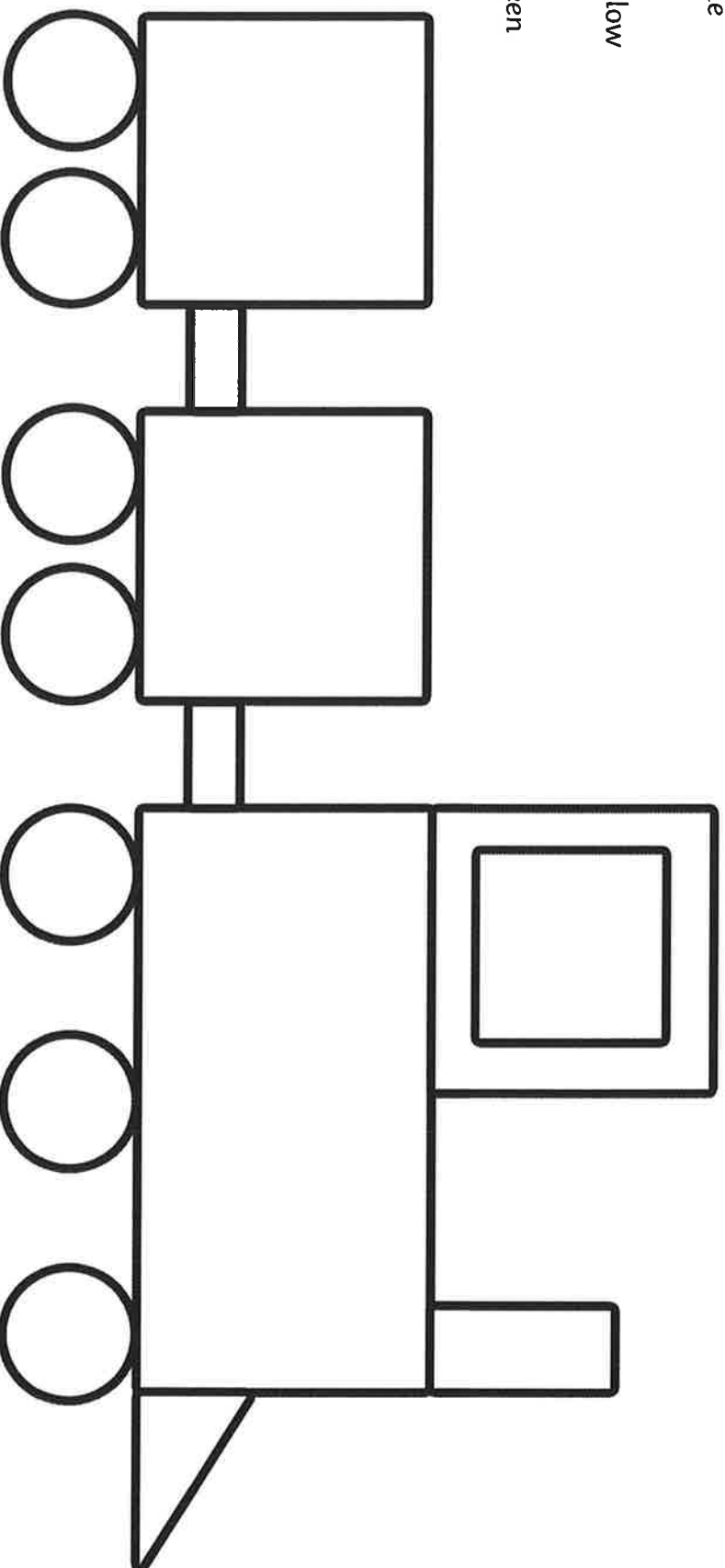
Key:

○ = brown

□ = blue

△ = yellow


□ = green





2D Shape Colouring

Can you colour the shapes to complete the picture?

Key:

 = yellow

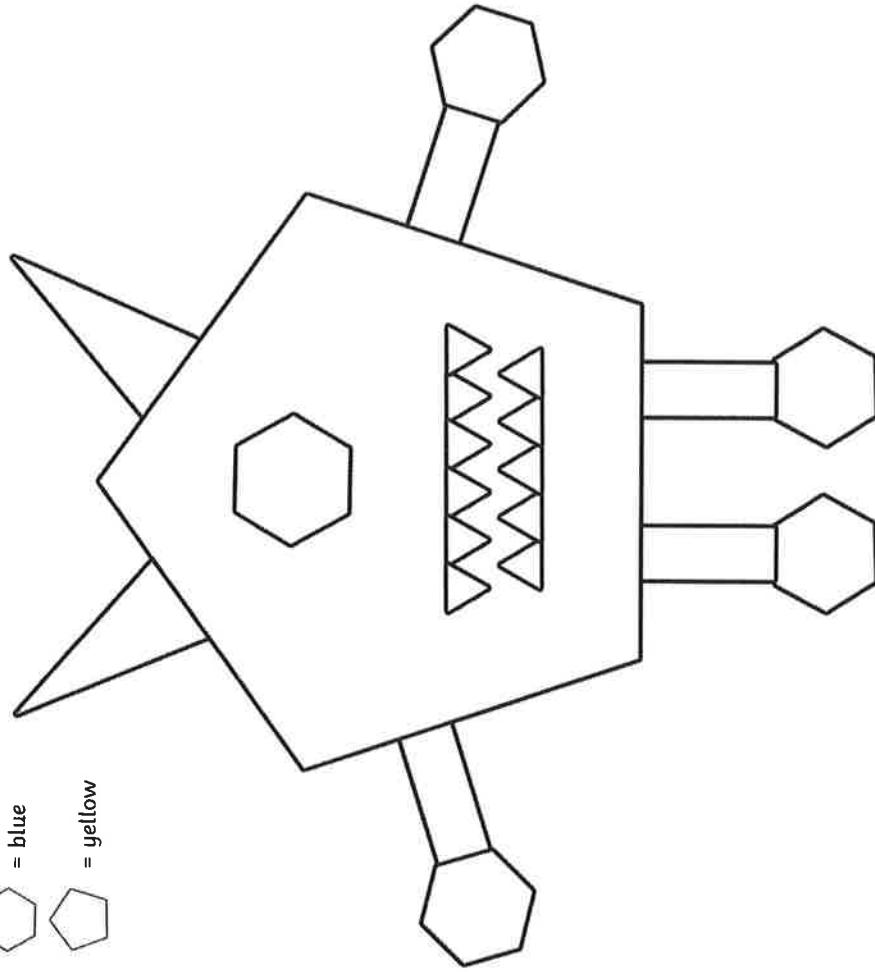
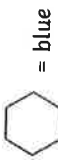
 = orange



2D Shape Colouring

Can you colour the shapes to complete the picture?





Key:

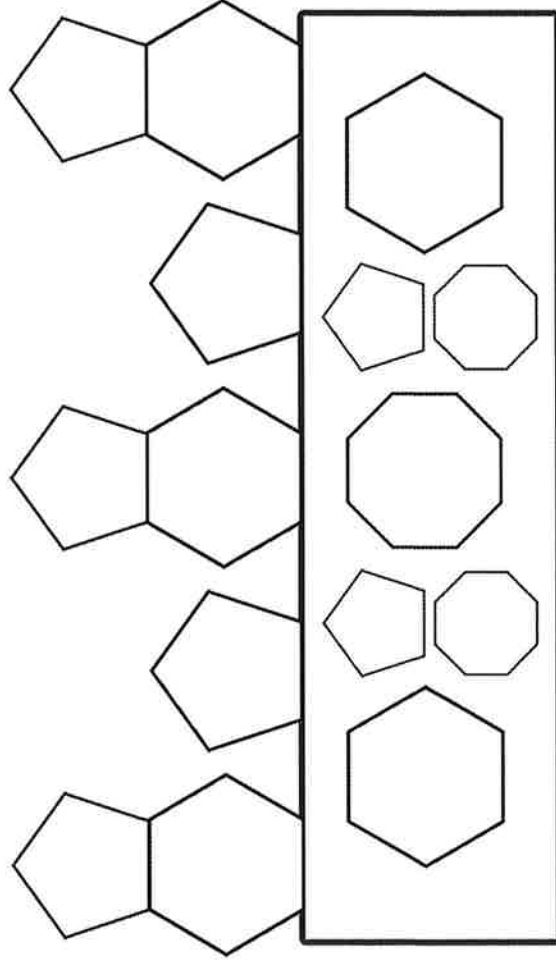


2D Shape Colouring

Can you colour the shapes to complete the picture?

Key:

-  = yellow
-  = red
-  = blue
-  = purple





Number Line Subtraction

Example:

$\underline{10} - 5 = \textcircled{5}$	
--	--

$20 - 3 =$	
$9 - 4 =$	
$18 - 2 =$	
$10 - 6 =$	
$7 - 3 =$	
$2 - 2 =$	
$3 - 1 =$	
$11 - 8 =$	
$15 - 3 =$	
$6 - 1 =$	



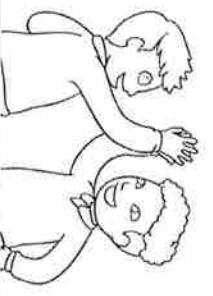
Number Line Subtraction

$20 - 17 =$	
$12 - 4 =$	
$18 - 12 =$	
$10 - 3 =$	
$17 - 5 =$	
$12 - 2 =$	
$3 - 2 =$	
$20 - 8 =$	
$15 - 3 =$	
$19 - 11 =$	



Be Kind!

Use the space below to design a poster to encourage people to be kind to each other.


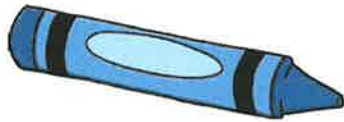


A large, empty rectangular box with rounded corners, intended for students to design a poster.

Colour the Needs or Wants

Colour the wants blue.


Colour the needs red.



Things I Like About Me

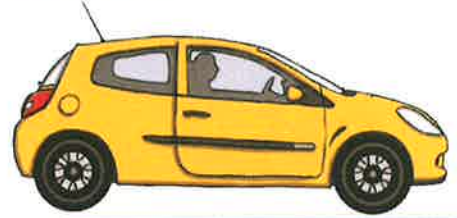
Mirror, mirror on the wall, who's the nicest child of all?

Can you write or draw as many things as you can that you like about yourself. For example, you might write: I like my hair; or I like my brown eyes; or I am funny.



The Green Cross Code


Cut out the road safety pictures and then stick them in the correct order for crossing the road safely.



A large grid of six empty rectangular boxes with green borders, arranged in two rows of three. Below the grid is a road scene illustration featuring a red car, a blue truck, a road sign, and a fence.


Think

about where you should cross.



Stop

at the side of the road.



Use your
eyes and ears

to see any approaching vehicles.




Wait

until any vehicles
have passed.



Look and Listen
again to make
sure all is clear



Cross

the road. Keep looking
and listening

