



ST. JOHN PAUL II

Primary School & Nursery Class

Primary 1 Home Learning Top Up

April 2020

Dear boys and girls,

I hope that you are well and that you are trying hard to keep safe and healthy! I know that you will be missing school and that everyone would like things to return to normal. I would like that too and so would all of our Teachers and Support Staff.

However, we need to keep our school closed to most children until the Government tell us it is time to open again.

To help you with your Home Learning, we have put together some tasks for you. They are just some things which might help you, so that not all of your learning is done online!

However, I want to tell you that...

- ◆ These tasks are not like the other tasks your teacher would give you—they are not issued in your Literacy and Numeracy groups! Some may be too easy and some may be more difficult - you can choose which tasks you would like to do.
- ◆ These tasks are for your class level only (P1, P2, P3, etc.)
- ◆ Your parents/carers should not stress about doing lots and lots of work with you. You should do a little each day, where you can.

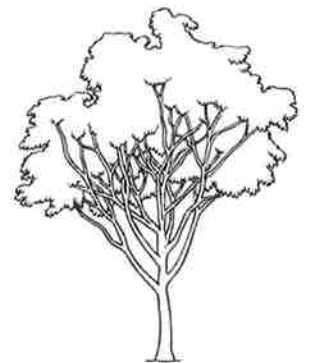

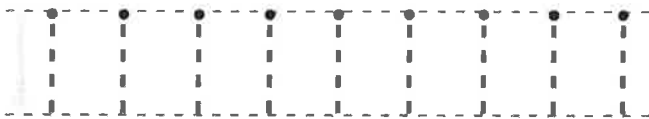
Your Teachers are still putting lots onto your class blogs and/or Microsoft Teams. If you need help with this, please contact us on office@johnpaul.n-lanark.sch.uk or message us through the school app/Facebook.

Most importantly, take care of yourself, be good and spend time with your family.


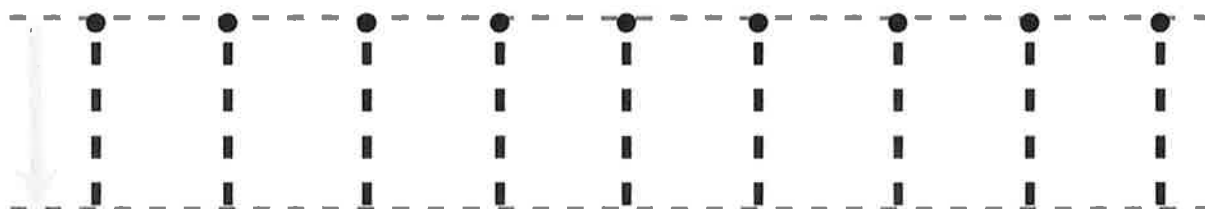
I look forward to seeing you all very soon!

Mr Thomas


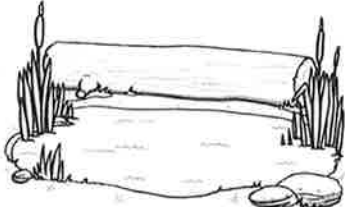


My Pencil Control Workbook




Trace the dotted lines to from top to bottom.



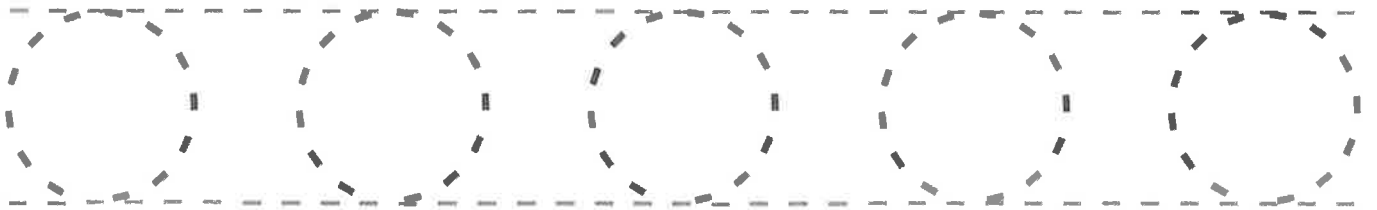
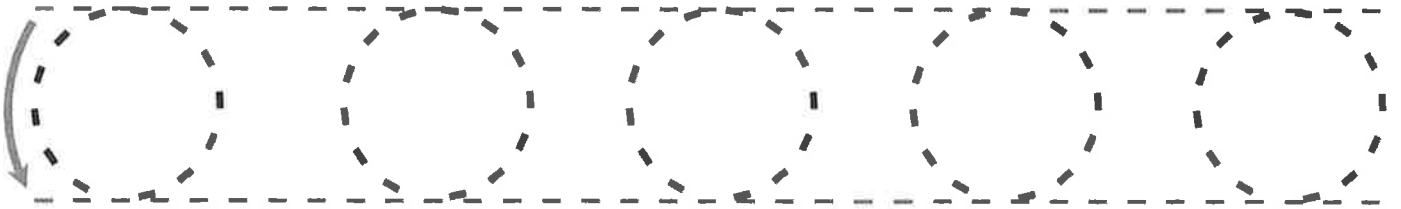
Trace the lines to help the animals get home.




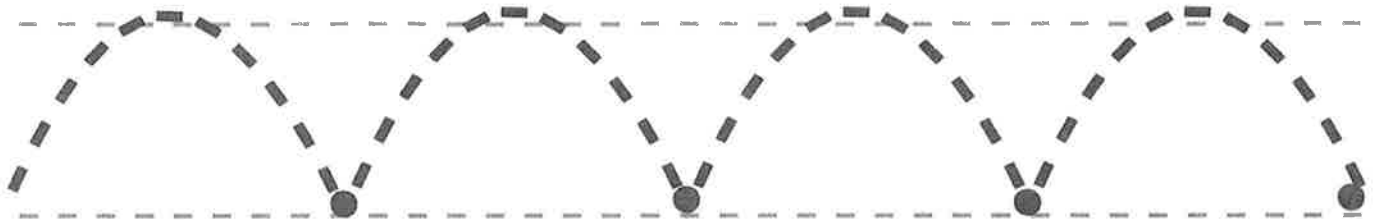
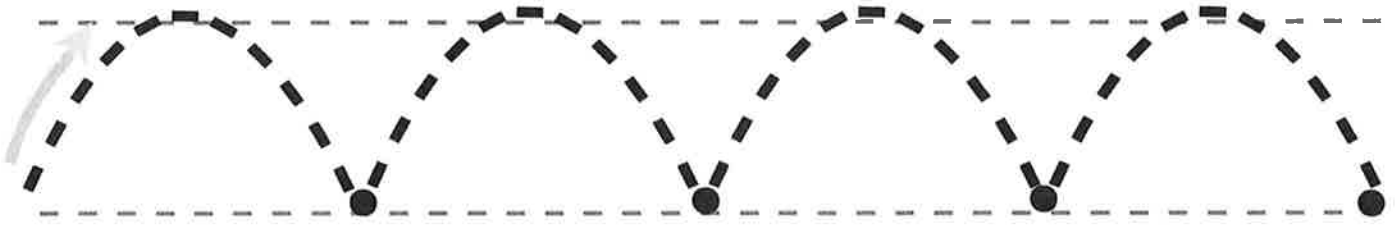
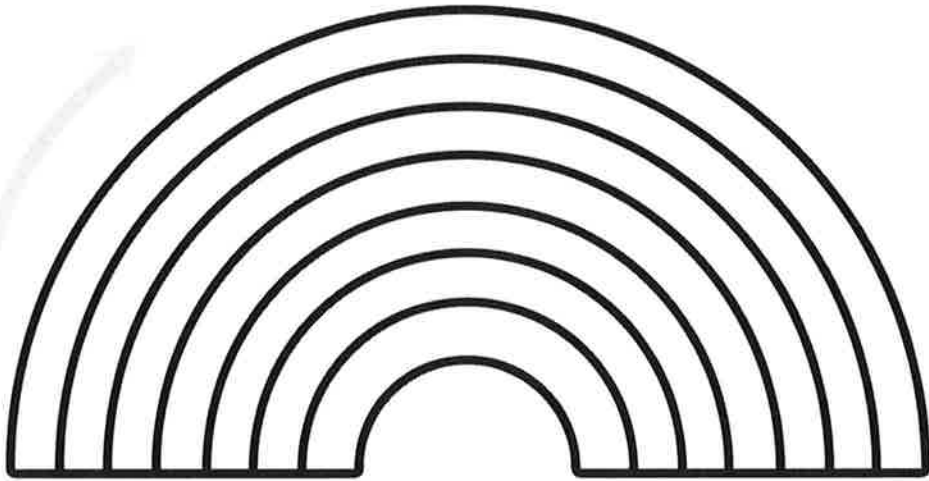
Trace the dotted lines from left to right.



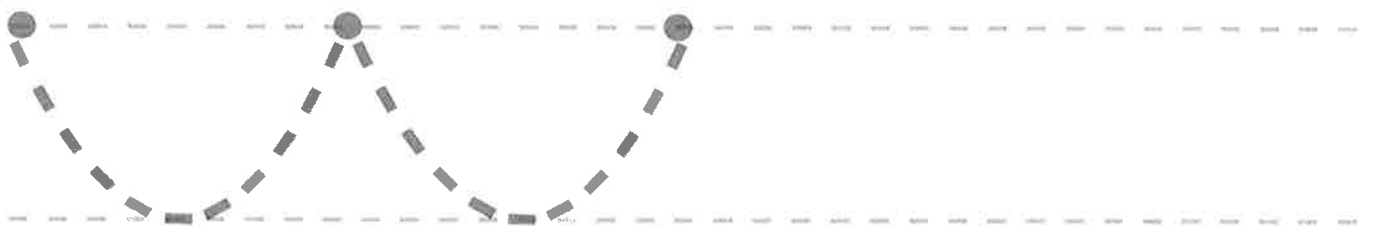
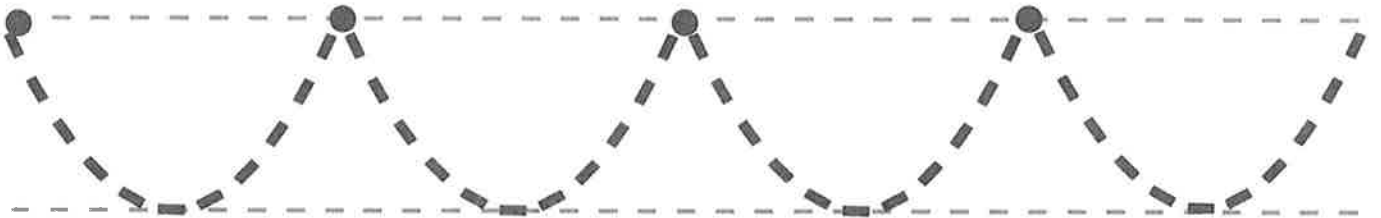
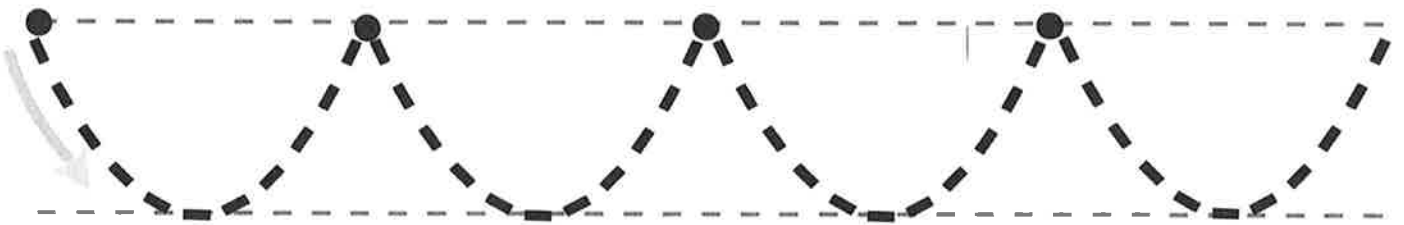
Trace the dotted lines.



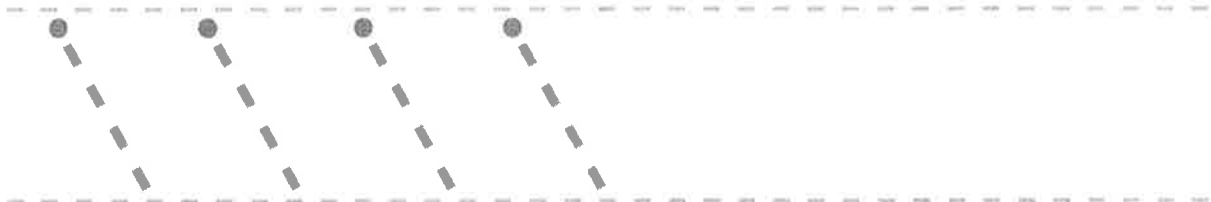
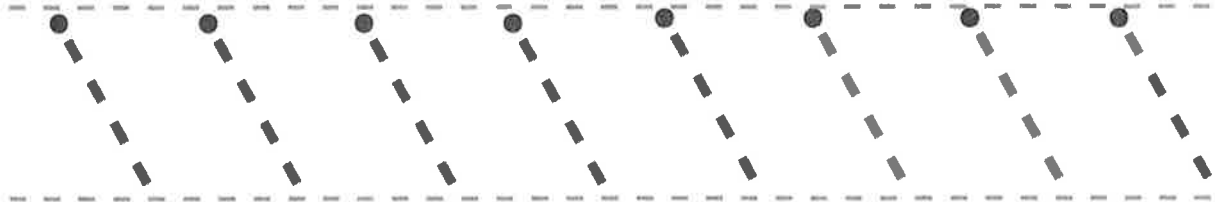
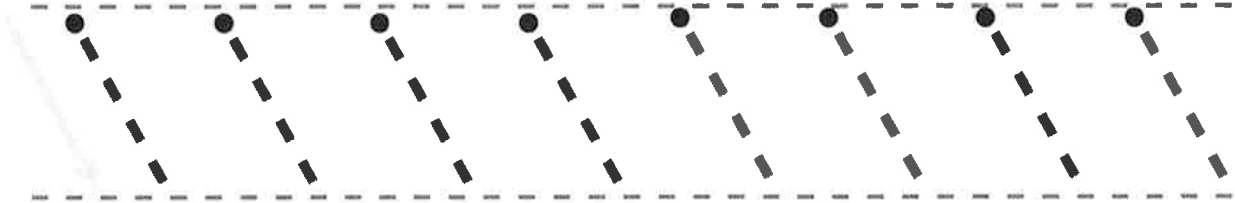
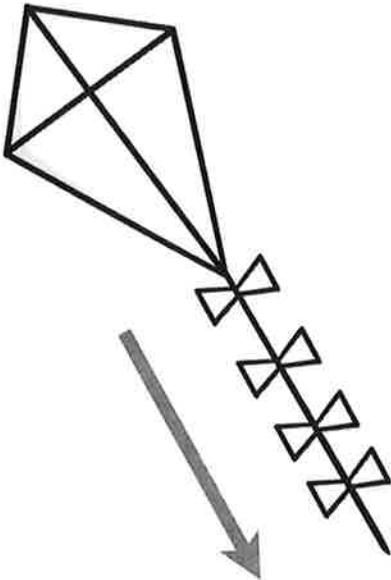
Trace the dotted lines.



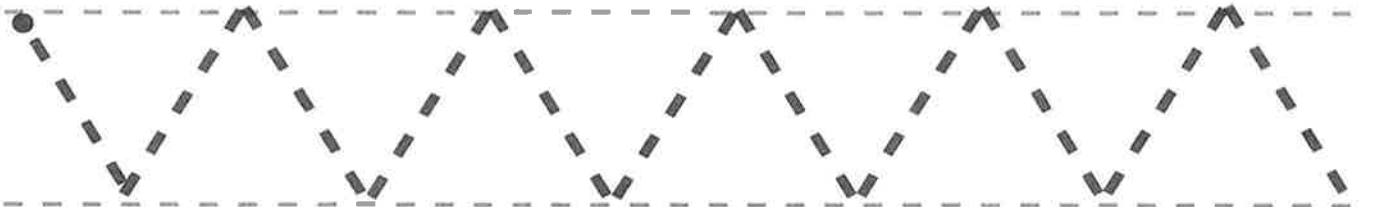
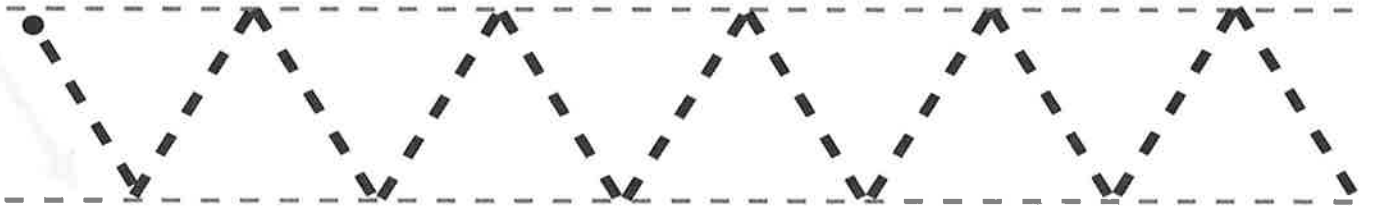

Trace the dotted lines.






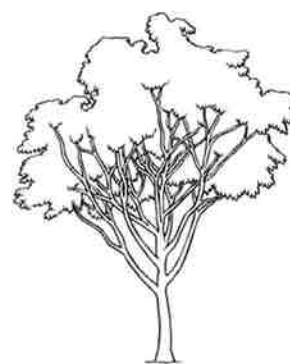


Trace the dotted lines to from top to bottom.



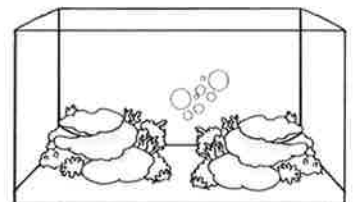
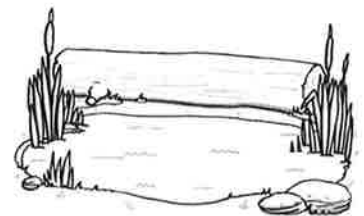

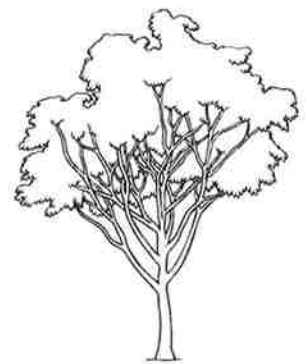

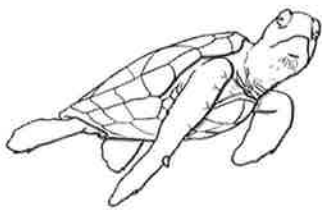
Trace the dotted lines.



Trace the lines to help the animals get home.



Trace the lines to help the animals get home.



Minibeast

a t c o c k r o a c h y
n q l a a j z a f a s a
t e r c r i c k e t s e
x c z i q r u w t z n y
i c d b u t t e r f l y
b n b e e t l e e f j e
q b e e b y m y n r b a
l g r a s s h o p p e r
s p i d e r g h p j w w
o o f h h a t k m l a i
b i q j r o l j h q s g
g z u d m h z i h o p p

butterfly

cricket

wasp

earwig

dragonfly

moth

bee

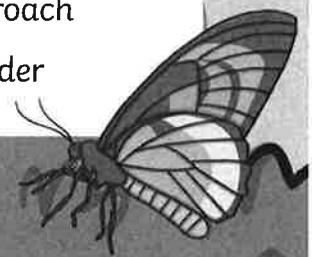

beetle

cockroach

grasshopper

ant

spider



Minibeast Answers

a t ~~c o c k r o a c h~~ y
n q l a a j z a f a s a
t e r ~~c r i c k e t~~ s e
x c z i q r u w t z n y
i c d ~~b u t t e r f l y~~
b n ~~b e e t l e~~ e f j e
q ~~b e e~~ b y m y n r b a
l ~~g r a s s h o p p e r~~
s ~~p i d e r~~ g h p j w w
o o f h h a t k m l a i
b i q j r o l j h q s g
g z u ~~d m h z i h o p p~~

butterfly

cricket

wasp

earwig

dragonfly

moth

bee

beetle

cockroach

grasshopper

ant

spider


Dot to Dot

Join the dots to reveal the full picture!



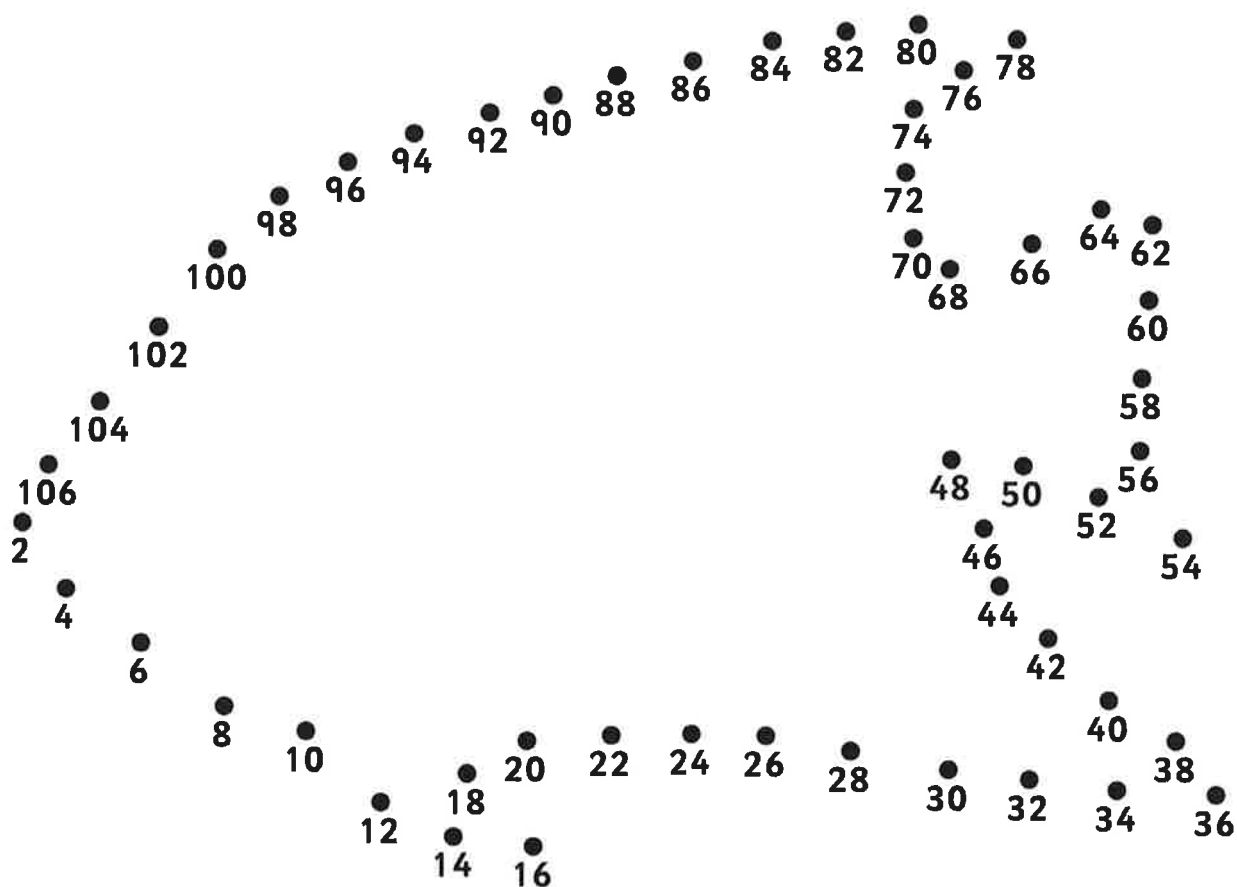
Dot to Dot

Join the dots to reveal the full picture!



Dot to Dot

Join the dots to reveal the full picture!




Dot to Dot

Join the dots to reveal the full picture!



Dot to Dot

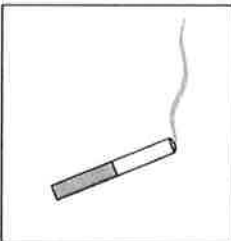



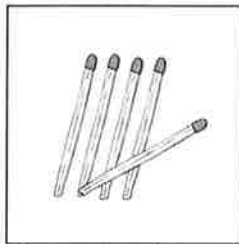
Join the dots to reveal the full picture!



Safe and Unsafe to Touch Sorting Activity

Safe to touch

Unsafe to touch



Spelling Maze

Draw lines between the right letters to spell out the word. Write your word on the lines at the end.



m

o

n

x

a

r



v

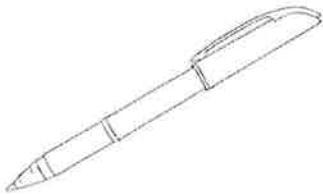
a

f

o

t

n



w

e

f

p

r

n



d

j

e

a

i

g



f

o

y

d

e

g

Spelling Maze

Draw lines between the right letters to spell out the word. Write your word on the lines at the end.



b o n

x u r




h e t

e o n



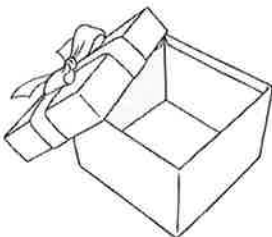
j e f

f u g



d u e

b w g




b o a

f e x


Spelling Maze

Draw lines between the right letters to spell out the word. Write your word on the lines at the end.



j i n

f u r



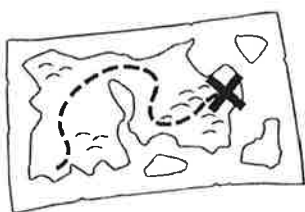
l e x

e o g



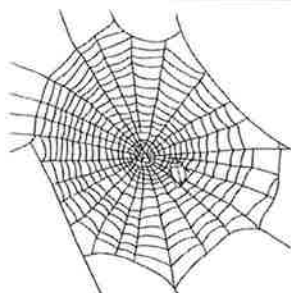
r e f

f u g



b a e

m w p



w o b

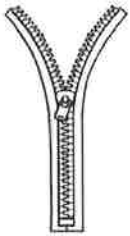
f e x

Spelling Maze

Draw lines between the right letters to spell out the word. Write your word on the lines at the end.



j o n
t i r



z e p
e i g



r i t
s u g



s u e
m w n

$$8 \times 2 = 10$$

w o m
s u x

Spelling Maze

Draw lines between the right letters to spell out the word. Write your word on the lines at the end.



c o n
x a t



r u p
e i n



x i p
m o g



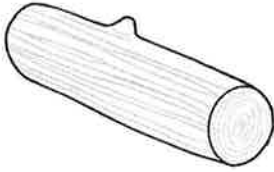
s u e
b w s

10

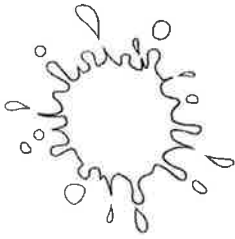
t o n
d e y

Spelling Maze


Draw lines between the right letters to spell out the word. Write your word on the lines at the end.



c o g
l a t



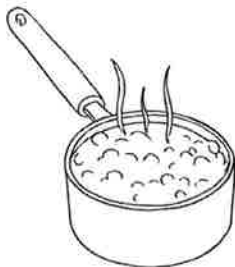
r u p
e e d



x e p
h o n



s u m
j a s




t a n
p e y

Things I Like About Me

Mirror, mirror on the wall, who's the nicest child of all?

Can you write or draw as many things as you can that you like about yourself. For example, you might write: I like my hair; or I like my brown eyes; or I am funny.



Coin Recognition


Cut and stick the coins in the right place.

1p	
2p	
5p	
10p	
20p	
50p	
£1	
£2	



People Who Help Us

Cut out the words and match them to the pictures.



nurse

firefight

lollipop person

dentist


police officer

teacher

Answers




nurse



firefight



police officer



teacher



dentist



lollipop person

People Who Help Us

A nurse can help us if we don't feel well.



Teachers help us to learn new things at school.



Police officers keep us safe.



Firefighters put out fires and rescue people.



A lollipop person helps us to cross the road safely.



Dentists help us to keep our teeth clean and healthy.

Questions

1. Who can help us if we don't feel well?

2. What do teachers do? Tick one answer.

- put out fires
- look after our teeth
- help us to learn new things

3. What word means to save someone from danger? Tick one answer.

- learn
- well
- rescue
- cross

4. Number the sentences to show the order they come in the text.
The first one has been done for you.

Teachers help us to learn new things at school.


1 A nurse can help us if we don't feel well.

Dentists help us to keep our teeth clean and healthy.

Police officers keep us safe.

5. Can you think of another person who helps us?

6. Draw a picture of a person who helps you.



Answers

1. Who can help us if we don't feel well?

A nurse can help us when we don't feel well.

2. What do teachers do? Tick one answer.

- put out fires
- look after our teeth
- help us to learn new things

3. What word means to save someone from danger? Tick one answer.

- learn
- well
- rescue
- cross

4. Number the sentences to show the order they come in the text.
The first one has been done for you.

- 2** Teachers help us to learn new things at school.
- 1** A nurse can help us if we don't feel well.
- 4** Dentists help us to keep our teeth clean and healthy.
- 3** Police officers keep us safe

5. Can you think of another person who helps us?

Possible answers include: parents, vet, lifeguard, refuse collector, doctor.

6. Draw a picture of a person who helps you.

Children's own responses.

People Who Help Us

There are many different people who help us. If we are ill or hurt, a nurse or a doctor can give us medicine. Dentists look after our teeth and can help us if we have a toothache.



When we are at school, our teachers help us to learn new things. The cook makes our school lunches and the janitor looks after the school building.



Police officers keep us safe by making sure that people obey the law and helping us if we are lost.

A lollipop person helps us by stopping cars so that we can cross the road safely.



Firefighters help us by putting out fires and rescuing people from accidents.



Questions

1. Who can help us if we have a toothache?

2. What does **obey** mean? Tick one answer.

- happy
- do what you have been asked to do
- break the rules
- okay

3. What do firefighters do to help us?

4. Number the sentences to show the order they come in the text.
The first one has been done for you.


When we are at school, our teachers help us to learn new things.

1 There are many different people who help us.


Dentists look after our teeth and can help us if we have a toothache.

A lollipop person helps us by stopping cars so that we can cross the road safely.

5. How does helping people make you feel? Colour one face.



6. Would you like to be a police officer? Explain your answer.



Questions

1. Who can help us if we have a toothache?

A dentist can help us if we have a toothache.

2. What does **obey** mean? Tick one answer.

- happy
- do what you have been asked to do
- break the rules
- okay

3. What do firefighters do to help us?


Firefighters put out fires and rescue people from accidents.

Number the sentences to show the order they come in the text.
The first one has been done for you.

- 3** When we are at school our teachers help us to learn new things.
- 1** There are many different people who help us.
- 2** Dentists look after our teeth and can help us if we have a toothache.
- 4** A lollipop person helps us by stopping cars so that we can cross the road safely

4. How does helping people make you feel? Colour one face.

Children's own responses.




5. Would you like to be a police officer? Explain your answer.

Children's own responses.


Book Cover Design

Design a new cover for your favourite book.



Dinosaurs

Cut out the words and match them to the pictures.



tail

legs

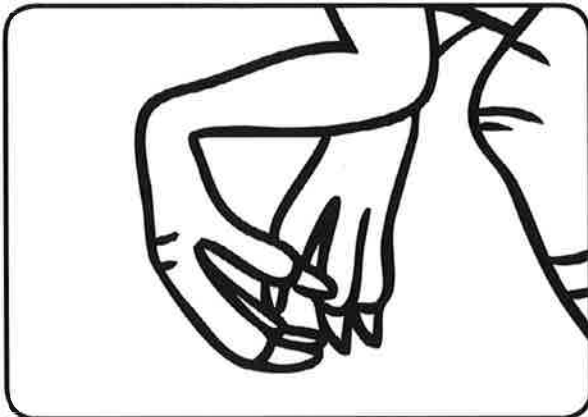
teeth

plates

horns

claws


Dinosaurs - Answers




claws



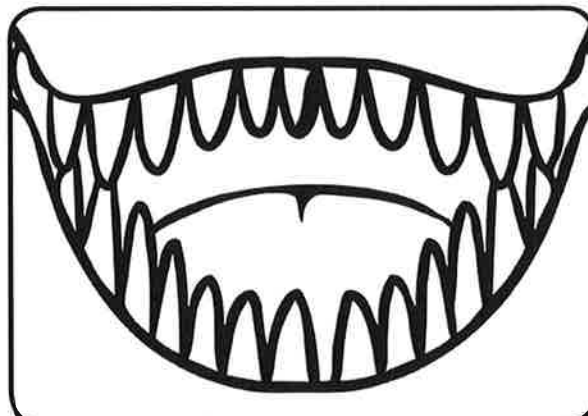
legs



tail



horns



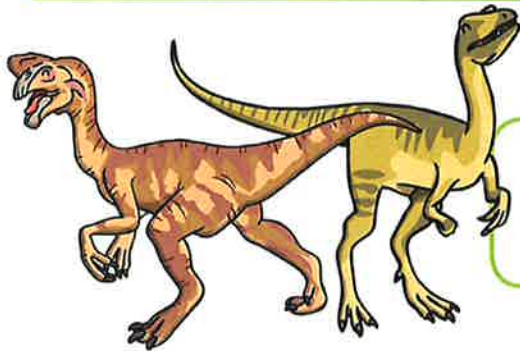
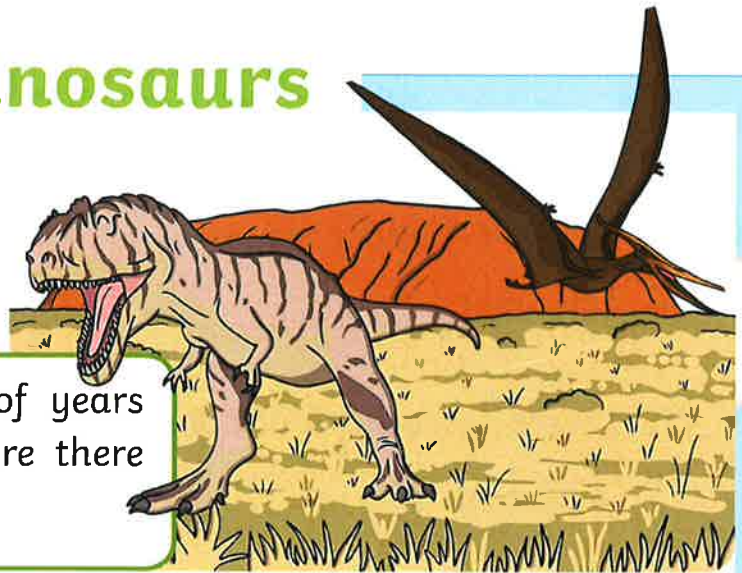
teeth



plates


Dinosaurs

Dinosaurs lived millions of years ago. They were alive before there were any people.




Dinosaurs were reptiles. There were lots of different types of dinosaurs.

Some dinosaurs were plant-eaters and some dinosaurs were meat-eaters.



Dinosaurs were different sizes. Some were as small as a chicken. Others were bigger than a double-decker bus!



Questions

1. When did dinosaurs live?

Dinosaurs lived _____ of years ago.

2. What were dinosaurs? Tick one answer.

- mammals
 people
 reptiles

3. All dinosaurs were as big as a double-decker bus. True or false?

- true
 false


4. Number the sentences to show the order they come in the text.
The first one has been done for you.

There were lots of different types of dinosaurs.


There were lots of different types of dinosaurs.

1 Dinosaurs lived millions of years ago.



They were alive before there were any people.



5. How would you feel if dinosaurs were alive today? Colour one face.



6. Draw a picture of a dinosaur.



Answers

1. When did dinosaurs live?

Dinosaurs lived **millions** of years ago.

2. What were dinosaurs? Tick one answer.

mammals

people

reptiles

3. All dinosaurs were as big as a double-decker bus. True or false?

true

false

4. Number the sentences to show the order they come in the text.

The first one has been done for you.

3 There were lots of different types of dinosaurs.


4 There were lots of different types of dinosaurs.

1 Dinosaurs lived millions of years ago.

2 They were alive before there were any people.

5. How would you feel if dinosaurs were alive today? Colour one face.

Children's own responses.



6. Draw a picture of a dinosaur.


Children's own responses.

Dinosaurs

Dinosaurs lived millions of years ago on Earth, before people. Scientists think they became extinct 65 million years ago when an asteroid hit Earth and changed the weather.



Dinosaurs were reptiles. They lived on land and laid eggs. There were many different kinds of dinosaurs. Some dinosaurs were small and some dinosaurs were enormous. Some dinosaurs had armour-plated skin and some had fur or feathers. Some dinosaurs walked on two legs, like Tyrannosaurus Rex, and some walked on four legs, like Stegosaurus.



Some dinosaurs were herbivores and some dinosaurs were carnivores. Herbivores ate plants and trees and carnivores ate meat (other dinosaurs).

Questions

1. When did dinosaurs become extinct?

2. What does **extinct** mean? Tick one answer.

- old
- no longer alive
- big
- alive


3. What did herbivores eat?

4. Name a dinosaur that walked on two legs.

5. Number the sentences to show the order they come in the text.
The first one has been done for you.

- Some dinosaurs were small and some dinosaurs were enormous.
- 1** Dinosaurs were reptiles.
- Some dinosaurs were herbivores and some dinosaurs were carnivores.
- Some dinosaurs had armour-plated skin and some had fur or feathers.

6. Would you like dinosaurs to be alive today? Explain your answer.



Answers

1. When did dinosaurs become extinct?

Dinosaurs became extinct 65 million years ago.

2. What does **extinct** mean? Tick one answer.

- old
- no longer alive**
- big
- alive

3. What did herbivores eat?

Herbivores ate plants.

4. Name a dinosaur that walked on two legs.

Tyrannosaurus Rex

5. Number the sentences to show the order they come in the text.

The first one has been done for you.

- 2** Some dinosaurs were small and some dinosaurs were enormous.
- 1** Dinosaurs were reptiles.
- 4** Some dinosaurs were herbivores and some dinosaurs were carnivores.
- 3** Some dinosaurs had armour-plated skin and some had fur or feathers.

6. Would you like dinosaurs to be alive today? Explain your answer.

Children's own responses.

Recycling in the Home

Amazing Fact

Only 1% of all rubbish in Sweden is dumped in landfill sites (rubbish dumps). There is a very good recycling program in Sweden and any rubbish that can't be recycled, is burnt to make energy. Sweden has run out of rubbish to burn and now brings it in from Norway!

Challenge

There are many things we can recycle. Use the house on the following page and draw different objects that can be recycled in each room.



You could also try to find out:

- how the Swedish recycling system works;
- what happens at the recycling plant;
- how much rubbish is recycled in your country.

Recycling in the Home

