


Children and Young People

Getting Started with Oxford Owl



For now, we will be learning online. Instead of receiving a new book in class each week, your teacher may give you a book to read digitally on Oxford Owl. Here are some tips to help you get started.

1. Logging In


Click [here](#) to head to the Oxford Owl website.


Select the 'Students' tab then enter the class login details shared with you by your teacher.

2. Find Your Way Around




First, click on the 'Oxford Owl eBook Library' tile. It looks like this.

Next, type the title of the book your teacher has asked you to read into the search bar and click .



When you see your book, click on it. Press the 'Read the eBook' button. Once the book opens, use the panel at the bottom to change pages - you can even press play to listen along!



 **Read the eBook**



**DIGITAL
SCHOOL**
LEARN HERE