

Primary 4 Homework Diary

Homework tasks will be issued through our website
and can be accessed here:

<https://blogs.glowscotland.org.uk/nl/stbrendansps/homework/>




Written tasks should be completed in the jotter provided
and returned to school for correction on a Friday morning.

Week Beginning: Monday 27th May 2024

Day	Homework Task
Monday	Holiday
Tuesday	Reading to be completed this week: The Butterfly Lion – ch.9 The Sheep Pig – ch. 9 & 10 George's Marvellous Medicine – ch.9 & 10
Wednesday	Reading Written Spelling (see grid below)
Thursday	Reading Written Maths (see grid below) Active Maths click here .
Friday	Submit homework in class.

Anything else?

- Wear P.E. kit on Friday.
- Bring a novel from home for D.E.A.R. time if you want.
- Bring your class novel daily.
-



Primary 4 Homework



Spelling

This week we are learning 'ou' phoneme family words.

ou	ow
ground	drown
flour	brown
trousers	shower
amount	frown
about	tower
mouse	now
	town
	growl



Primary 4 Homework



Maths Revision




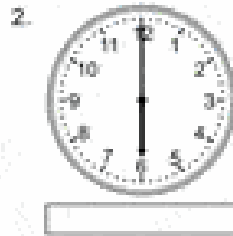
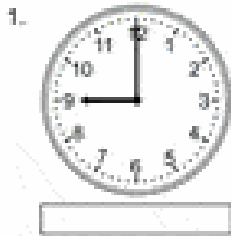
Complete these number operation questions in your jotter. For division

sums use this layout $3 \overline{)21}$

1a. 362 $+ 215$	b. 731 $+ 189$	2a. 639 $- 231$	b. 947 $- 579$
3a. 427 $\times 4$	b. 201 $\times 5$	4a. $50 \div 6 =$	b. $60 \div 8 =$

Time (Revision)

This week we are learning revising Time. Write the times shown below in your jotter.





Stage 4/5 Homework Wall



Please complete *one active* and *one written* task per week. Remember to colour in the tasks you have chosen as you complete them and to *log on to the Sumdog* app or website for your maths tasks too!

Active Tasks

<p>Type It! Type your spelling words on a computer, tablet or phone. You can also borrow a paper keyboard from class if you need to.</p>	<p>Hopscotch Use chalk to make a hopscotch board in your garden or on the pavement. Fill your board with letters instead of numbers and hop your words!</p>	<p>Air Write Write your spelling words in the air using your finger. Have someone at home read your words as you write them!</p>
<p>Create Your Own Try to think of your own fun way to practise your spelling words and then do it! Don't forget to share your great idea with the class!</p>	<p>Spelling Snap Cut some paper into cards and write each word on two cards to make your very own game of 'Snap' then have fun playing with someone at home.</p>	<p>Spelling Bee Hold your own 'Spelling Bee' at home. Have someone test your on spelling each of your words aloud! How many did you manage to spell correctly?</p>
<p>Trace a Word Trace each of your words of someone's palm or their back. See if they can guess your words – you could have a go at guessing too!</p>	<p>Spellerise Spell your words aloud and reach up high when you say a tall letter, put hands on your hips when you say a middle letter and reach down low for letters that dip below the line!</p>	<p>Words Around Me Look out for you words or even the letters you need to spell them in the environment around you. You could even take a picture of these using technology from home.</p>
<p>Cotton Bud Spelling Lay out cotton buds to spell each of your words.</p>	<p>Nature Spell Use any natural materials you can find to write your words on the ground. Leaves, sticks and stones are just perfect for this!</p>	<p>Messy Words Spread out some messy materials like flour, salt or shaving foam and use your finger to trace each word.</p>

Formal Written Tasks

<p>Elkonin Boxes Write each of your spelling words, using a coloured pencil to split each word into its different sounds, like so: t l e a l c h l e l r</p>	<p>Diacritical Marking Write down your each of your spelling words. Use the diacritical marking code we have covered in class to mark the sounds in each word.</p>	<p>Spelling Strategies Write each of your spelling words. Write beside each word which strategy you think would be best to use to help you to spell it.</p>
<p>Adding My Words Each letter has a value. Consonants are worth ten points and vowels are worth five. Write each of your words and add up the value of each.</p>	<p>Write a Letter Write a friendly letter to a family member or a friend using each of your words. Remember to underline the words when you use them!</p>	<p>Spelling Poem Write a poem using your spelling words. Remember to underline the spelling words as you use them and illustrate your poem.</p>
<p>Itty Bitty Write out each of your spelling words. Next to each one, list as many words as you can that can be made using the same letters. (i.e. spelling – line, spell, pile, pin, peg)</p>	<p>Spelling Squiggle Take your pencil for a walk around the page, making lots of loops as you go. When you are done, practice writing a different spelling word in each space you have made.</p>	<p>Super Sentences Write a sentence for each of your spelling words. You may use more than one word per sentence but remember to include green capitals, purple connectives (i.e. and, but, so, because) and red punctuation.</p>
<p>Word Search Collect a blank word search in class. Use your spelling words to create a word search of your own and then give it to a friend at home or in class to solve.</p>	<p>Spelling Riddle Write a riddle for each of your spelling words - the word could be in the riddle or it could be the answer! Include the answer to each riddle at the end.</p>	<p>Comic Book Collect a blank comic strip in class. Design your own comic strip story including each of your spelling words and stick it into your jotter.</p>

Spelling Strategies

Use of Phonics
Breaking the word up into different sounds – single and phoneme.

Syllabification
Breaking the word into syllables. Each syllable will contain a vowel.

Words Within Words
Finding a word you already know inside the new word.

Compound Words
Splitting the word into two words you already know.

Analogy
Using what you already know about another word to help you spell a new one (i.e. bright, night, light)

Mnemonic
Using a memory aid you already know or have made up yourself (i.e. could – oh you lucky **du**ck)

Spelling Rules
Using the one of the Spelling Rules we have covered in class.

Diacritical Marking

Here is a wee reminder of how to diacritically mark your words.

Single sounds/phonemes are marked with a dot under the sound, like so: f . a . s . t . e . r

Joined phonemes are marked by underlining with a dark line, like so: s . h . o . p

Split phonemes (like the magic e) are marked with a joining loop, like so: h . o . m . e

Login Details

Login details for:

- Glow
- Active Learn
- Spellodrome/Readiwriter
- Sumdog
- Seesaw

will be sent home as a printed copy and emailed to parents/carers. Please contact the us if you have not received this information.

Hymn To St Brendan

The journey is long, the voyage is weary,
The ocean we travel is stormy and wild,
O heavenly patron O saintly mariner,
Be our protection, stand here by our side.

*Set us on our course due heavenwards,
Brendan guide us safe ashore,
To the arms of God our loving Father
Journeys end, peace evermore.*

Your love and your faith in Jesus our brother
Your willingness to serve him more
To spread His light, to preach His gospel
Led you from shore to unknown shore

*Set us on our course due heavenwards,
Brendan guide us safe ashore
To the arms of God our loving Father
Journeys end, peace evermore.*

Help me to see the path I must follow
Help me to seek out my brother in need
Give me the courage to reach out and touch him
Let world know I'm a Christian in word and in deed.

*Set us on our course due heavenwards,
Brendan guide us safe ashore
To the arms of God our loving Father
Journeys end, peace evermore.*