

# Children and Young People

## NLC Virtual Classrooms

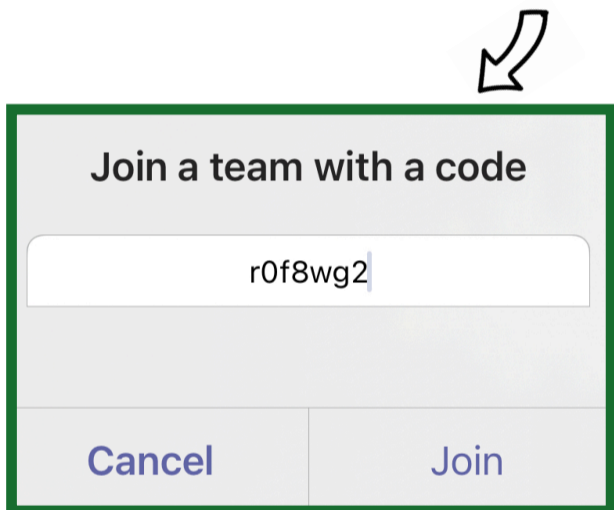


Your teacher may ask you to complete tasks from one of the NLC Virtual Classrooms on Teams. This guide will explain how to access these resources.

### 1. Join the Team



# Join a team with a code



Follow the steps on the left if you are using the Teams app on a mobile device or tablet.

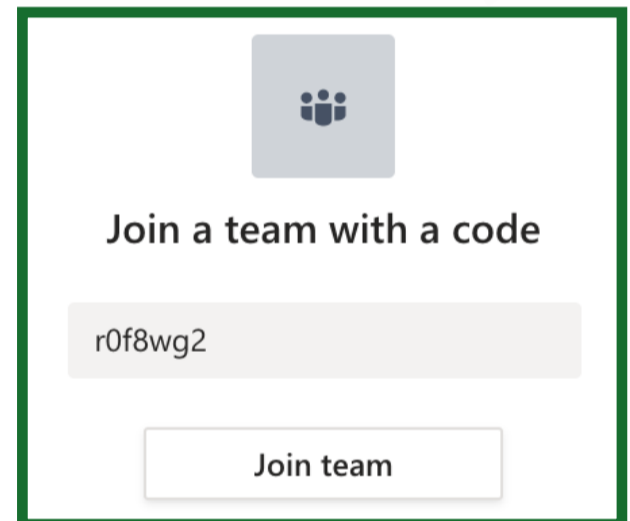
If you are using Teams on a computer or laptop - follow the steps on the right.

The code to join the page is:

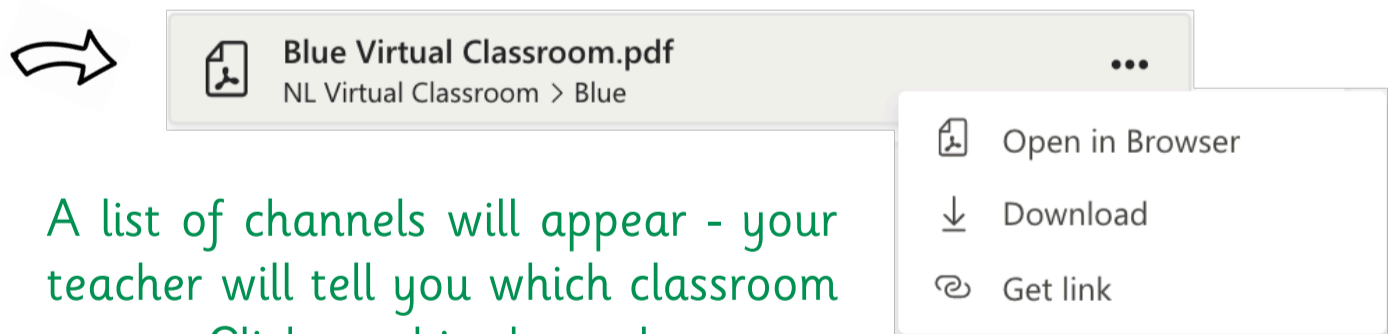
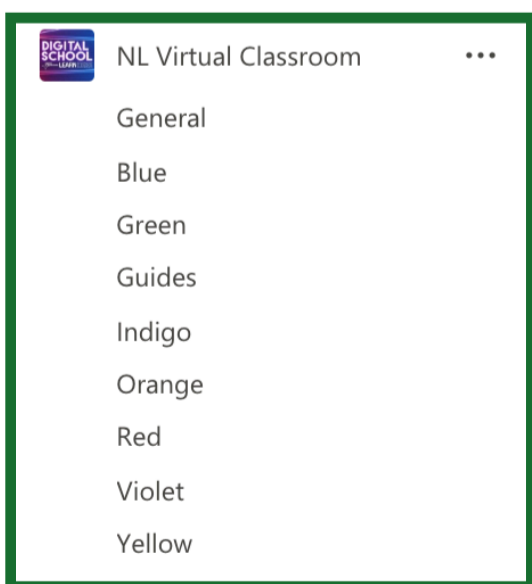
r0f8wg2



Join or create a team



### 2. Finding Your Classroom

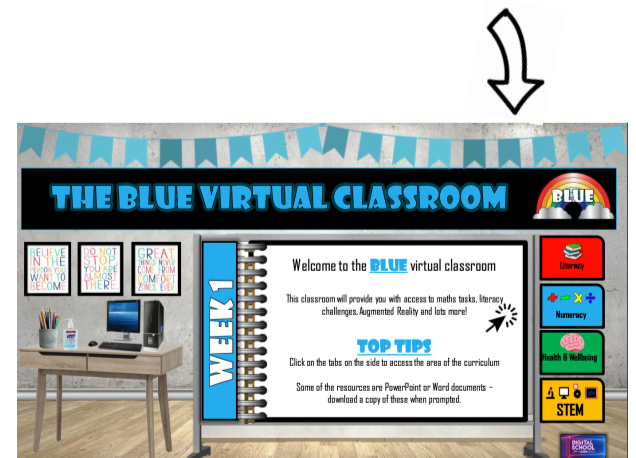


A list of channels will appear - your teacher will tell you which classroom to use. Click on this channel.

From the posts shared in the channel, click ... and then 'Open in Browser'.

Now, explore!

To find out more about how to use the classrooms, click here.



### Remember!

The Virtual Classroom Teams page is a space

for schools all over North Lanarkshire. You are representing your own school when you contribute to this pages - keep any replies sensible and respectful.