

Children and Young People

Getting Started with ActiveLearn

Active
Learn

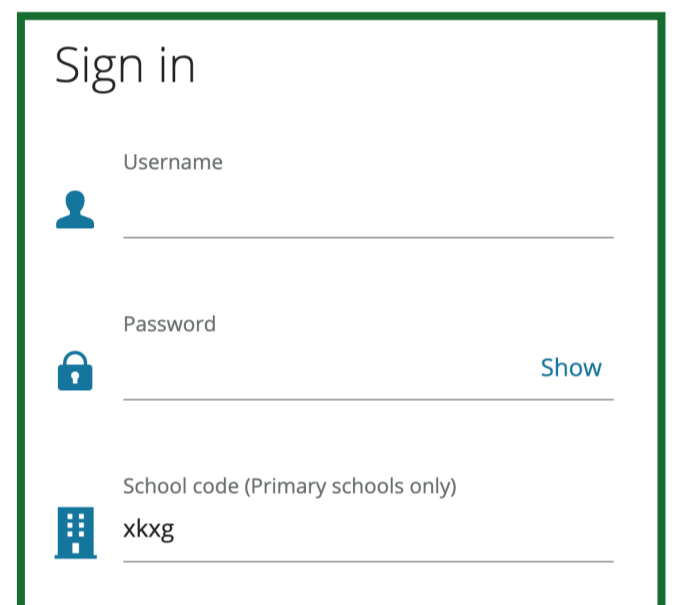
For now, we will be learning online. Instead of receiving a new book in class each week, your teacher will assign your reading digitally on ActiveLearn. Check out these tips and our quick video guide here to help you get started.

1. Logging In

Click [here](#) to head to the ActiveLearn website.

Enter the username, password and school code shared by your teacher.

Afterwards, click 'Sign in'.



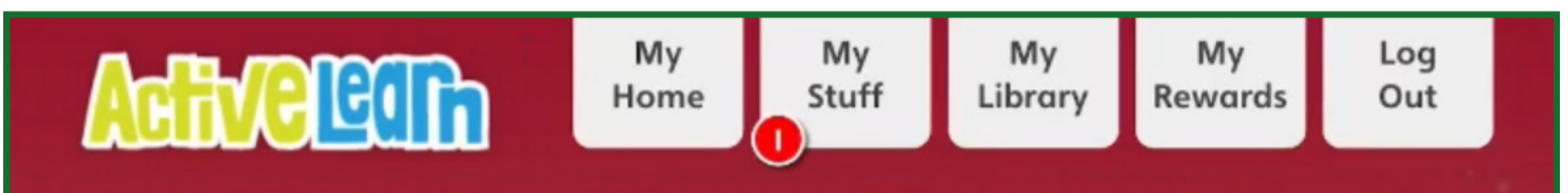
Sign in

Username

Password [Show](#)

School code (Primary schools only)

2. Find Your Way Around

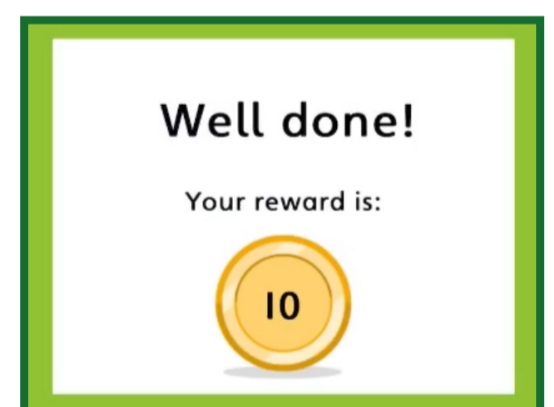


Once you have logged in, select the 'My Stuff' tab. Reading assigned by your teacher will appear here.

Read the book you have been assigned - you can also listen along too, if you would like.

With each text you read, you will earn reward coins. These can be spent on games and accessories in the 'My Rewards' tab.

For more detailed information about ActiveLearn and all of its features, visit their 'Pupil World' help page [here](#).



ST BRENDANS
PRIMARY & NURSERY