






RED – important tasks, try to do these first each day

ORANGE – try to do a few of these at least each day

GREEN – try to do one of these each day

<p><u>Phonics</u> <u>Glow Literacy page</u> Open the "LETTERS and SOUNDS" folder. Open the "Term 4 Phonemes" power point and say each phoneme as you move through the slide show. Now do the "ck and ai worksheet". If you cannot print it, just write the words and draw the pictures in your jotter. Upload your work to Glow or dojo.</p>	<p><u>Maths</u> <u>Glow maths page</u> Open the "SUBTRACTION" folder Now do the "Subtraction within 20 Picture reveal" activity. Now do the worksheet pages, do some on Thursday and some on Friday. Go to the TEE JAY folder and do Addition and Subtraction to 20. Pg 5, 7, 8, 9. Write in your jotter if you cannot print the sheet.</p>	<p><u>Topic</u> <u>Glow Topic page</u> Open the "Spring" folder. Open the "All about Spring" ppt Do the "Spring acrostic poem" activity. Write it in your jotter. You don't need to print it. Make it colourful.</p> 	<p><u>Common words</u> <u>Glow Literacy page</u> Open the "COMMON WORDS ACTIVITIES" folder Do the "term 4 words" power point. Read each word and go through the full slideshow. Now focus on said big could made make like. Write each word in pyramid writing three times.</p> 
<p><u>DRAMA</u> <u>Go to the topic page and open the Drama folder.</u> <u>Choose the Role Play Mime Cards activity.</u> <u>Do some of the tasks.</u></p> 	<p><u>Maths</u> Glow Numeracy page. Open the "Numbers and Counting" folder. Open the "Counting on and back in 1's" ppt". Practice counting. Then open the "under the sea" counting activity and do the answers. Upload them to Glow or dojo. It is important that I see your work.</p>	<p><u>RE</u> <u>Glow Topic page</u> <u>Open the "RE" folder</u> <u>Open the "Mary" folder</u> <u>Open the "Marian celebrations ppt" and read it with an adult.</u> <u>Now do the "When I think of Mary" worksheet. You can do it in your jotter, no need to print.</u></p>	<p>Sumdog Log on and join the sumdog challenges for today.</p> 
<p>https://family.gonoodle.com/channels/zumba-kids Try some of these activities.</p> 	<p><u>Glow</u> <u>Go to the topic page and open the "Non screen activities" sheet.</u> Choose something to do from here.</p>	<p>Collins Big Cat web site for reading. <u>Story Stars</u> - Jack and the Beanstalk <u>Word Wizards</u> -Crunch and munch <u>Reading Rockets</u> - I want a pet! <u>Can you write a three part story about the book you have read? Post in on glow or photo it and send it.</u></p>	<p><u>Maths</u> https://www.youtube.com/watch?v=GvTcpfSnOMQ Watch the video about counting in two's. Can you count in two's at home? Practice throughout the day until you are an expert.</p>

Visit Espresso Education for reinforcement work if needed.

Visit Oak National Academy for Reinforcement work if needed.

Visit BBC bitesize for reinforcement work if needed.

RED – important tasks, try to do these first each day

ORANGE – try to do a few of these at least each day

GREEN – try to do one of these each day

Choose some other tasks from our Glow pages for reinforcement if needed.