





RED – important tasks, try to do these first each day

ORANGE – try to do a few of these at least each day

GREEN – try to do one of these each day

|  |   |  |   |
|--|---|--|---|
| <p><b><u>Phonics</u></b><br/><u>Glow Literacy page</u><br/><u>Open the "LETTERS and SOUNDS" folder.</u><br/><u>Do the "ai" words on popping balloons" power point.</u><br/>Focus on the sound "ai"<br/>Can you write these "ai" words without looking at them?<br/>air pain main tail<br/>gain rain said maid<br/>laid pail nail trail<br/>snail jail fail hail<br/>Choose three words for sentence writing.</p> | <p><b><u>Maths</u></b><br/><u>Glow maths page</u><br/><u>Open the "MORNING STARTERS" folder</u><br/><u>Do some activities from the "Addition and subtraction Morning starters" power point.</u><br/><br/>Now do the worksheet pages, do some on Thursday and some on Tuesday.<br/>Go to the TEE JAY folder and do Addition and Subtraction to 20. Pg 1,2,3,4.</p> | <p><b><u>Topic</u></b><br/><u>Glow Topic page</u><br/><u>Open the "Spring" folder.</u><br/><u>Open the "Spring, What can you see?" ppt.</u><br/><br/>Do the "Spring Hunt checklist" if it is safe to do so in your garden or on a walk for your daily exercise.</p>  | <p><b><u>Common words</u></b><br/><u>Glow Literacy page</u><br/><u>Open the "COMMON WORDS ACTIVITIES" folder</u><br/><u>Do the "term 4 words" power point.</u><br/>Read each word and go through the full slideshow.<br/>Now focus on <b><u>said big could</u></b> and write each word 3 times in curly letters.<br/>Try to write a short story using all of the words. Use capital letters, full stops and write neatly.</p> |
| <p><b><u>MUSIC</u></b><br/><u>Log in to ABC Music and try some of the activities for P1.</u></p>   | <p><b><u>Maths</u></b><br/>Glow Numeracy page. Open the "Numbers and Counting" folder. Open the "Noah's Ark Counting in two's PPT" then the "counting in two's activity". Now you can practice counting in two's by starting at 2,.... Then by starting at 1,..... Write them and post them on dojo or glow.</p>  | <p><b><u>RE</u></b><br/><u>Glow Topic page</u><br/><u>Open the "RE" folder</u><br/><u>Open the "Mary" folder</u><br/><u>Open the "How to pray the rosary" and read it with an adult.</u><br/><u>Now sit quietly at the May altar you made last week and say a decade of the rosary.</u></p>  | <p>Sumdog<br/>Log on and join the sumdog competition today.</p>    |
| <p>Go on to COSMIC KIDS YOGA and choose an activity to do.</p>   | <p><b><u>Glow</u></b><br/><u>Go to the topic page and open the "Non screen activities" sheet.</u><br/>Choose something to do from here.</p>   | <p>Collins Big Cat web site for reading.<br/><b><u>Story Stars - Bones</u></b><br/><b><u>Word Wizards -Crunch and munch</u></b><br/><b><u>Reading Rockets - Arctic life</u></b><br/><u>Can you write a three part story about the book you have read? Post in on glow or photo it and send it.</u></p>   | <p><b><u>Maths</u></b><br/><a href="https://www.bbc.co.uk/bitesize/clips/zw6n34j">https://www.bbc.co.uk/bitesize/clips/zw6n34j</a><br/>Watch the video about counting in two's.<br/>Can you count in two's at home, count the socks, or the shoes at home. Count in two's.</p>  |

Visit Espresso Education for reinforcement work if needed.

Visit Oak National Academy for Reinforcement work if needed.

Visit BBC bitesize for reinforcement work if needed.

Choose some other tasks from our Glow pages for reinforcement if needed.