
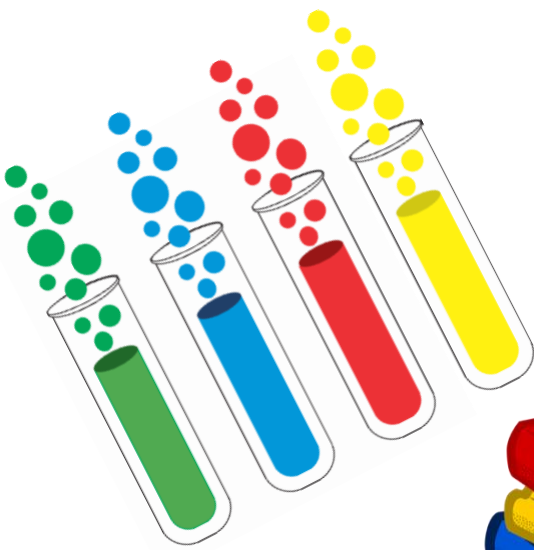


NATIONAL 5 STUDY



GUIDE

By the S5 Leadership Team

CONTENTS

- ❖ **Helpful Hints**
- ❖ **Maths**
- ❖ **Languages**
- ❖ **English**
- ❖ **Science (Chemistry, Biology, Physics, Engineering)**
- ❖ **Social Subjects**
- ❖ **Business**
- ❖ **Drama**
- ❖ **Art and Design**
- ❖ **Music**
- ❖ **Computing Science**

Helpful Hints

Past papers

- Try attempt as many past paper questions as you can so you know the style of questions.
- Ensure you are checking marking schemes, so you know where you are picking up your marks.

Blurting

- Read over your notes then see how much you can recall and write it all down.
- You could do this in the form of mind maps or notes.

Acronyms

- Use these to remember lists.

Flashcards

- Write these as you learn the context of the courses so when it comes to the exam you have them all ready and therefore have more time to learn them.
- When learning if you don't know the answer to one put it in a separate pile then go back over this pile and repeat the process until you can answer them all confidently.

Maths

Flashcards

- Create Flashcards for each formula you need to remember.
- Write Flashcards as you go.
- DO NOT have too much information on them.
- Only have information on them that will be effective in helping you remember the formula.



Past Papers

- Past Papers can be found on the SQA website (FREE OF CHARGE)
- Make sure to check the marking scheme to see where you get marks from.
- If you struggle with a question, make sure to ask your teacher about it.
- Try both Calculator papers and Non-Calculator papers.

Websites

- [DynamicMaths.com](https://www.dynamicmaths.com)
- ACHIEVE (for formulas and quizzes)

Languages



Listening:

Watch your favourite TV shows in the language you're studying (French or Spanish). Netflix and many other streaming platforms have the option to change the language of the audio, simply change to the chosen language and turn on English subtitles. This can really help train your brain to get better at the listening section of the exam (it especially helps if you know pretty much all of your chosen shows dialogue already).

Writing

Become familiar with the different types of unseen bullet points that have come up in previous exams. Many are asking the same question but in a different way, many also may have a very similar answer. Creating answers for the unseen bullet points that have appeared previously can help prepare you for future ones that may pop up.

Talking:

Record yourself saying your 'talking' piece out loud, and save it to your phone, you can listen back to this as much as you'd like; on your walk to school or whenever you feel you need a reminder of your piece.

Reading:

Familiarise yourself with common words and phrases in the language you're studying, you will have likely been given sheets with these included, make sure you revise them it can really make a difference in your speed at readings.

English

Past Paper

-Go through marking schemes for past critical reading papers (found on the SQA website) to create model answers for your set text poems, this can help you expand on the analysis you already have for quotes or find new analysis you could use for your poems.

-Essay questions seem to follow a pattern every year this can help you feel more prepared noting down what has come up previously, however DO NOT only study the essays that you did your best in this can limit you if that essay is not one of topics asked in the exam, don't put all your eggs in one basket!!

-Do timed RUAЕ past papers, these can be found on the SQA website, this will help with your time management skills.



More Helpful Tips

- Reading more at home for just 20 minutes a night can really make a difference on how you perform in RUAЕ, as you will be exposed to a wider vocabulary which will make it less likely that a word you are asked to analyse will catch you off guard.
- In your IDEALS keep your analysis/link short, don't write too much as this can have an effect on your timing, but make sure you hit the points you need to.
- ALWAYS link back to the words of the question in IDEALS

- For example, if the question is “Analyse how the writers use of word choice shows that they are strongly against fox hunting” then your link should begin “This shows that the writer feels strongly against fox hunting because...”


Flashcards

One way to use flashcards is to include key quotes of poems on one side with analysis on the other:

e.g. In The Snack Bar- "Like a monstrous animal caught in a tent".
"Just as a monstrous animal would induce fear so too the old man looked scary to those around him."

You can also write a technique of sentence structure on one side with it's the matching function word on the other:

e.g Lists- “shows a VARIETY/LARGE NUMBER of something”.
Use these to quiz yourself or have someone else quiz you. For example, you could have a friend quiz you by telling you a quote, and you have to remember the analysis.




Science

Mind maps

- Create a mind map for each key area.
- Write these using your notes or attempt doing one without notes to see how much you can remember.

Flashcards

- Keep separate piles for each key area. - Write them as you go.
- Keep answers on flashcards as simple as possible so as they are easier to learn.
- Use the arrangement documents (available on the SQA website) to write flashcards as these tell you all the information you need to know.



Past papers

- Do as many past papers as you can leading up to your exam.
- Check marking schemes so you know where you are picking up marks from and how the SQA want you to answer questions.
- Make sure you practice a lot of problem-solving past papers questions as there will be many of these in your exam.
- Find past papers on the SQA website, JABstem , JABchem and MrsPhysics.



Social Subjects

Past Papers

- Past papers are helpful as they will get you familiar with what you will be given in the prelim/exam.
- They are provided on the SQA website and by teachers.
- Past papers online will also contain marking schemes to check your answers.
- Try a wide variety of different questions timed so you get equal practice at all of them.

Flashcards

- Only include the key information you absolutely must memorise on the flashcards this includes key dates, statistics, important names (for example, names of important people, names of acts or laws introduced etc.)
- Make sure they are written in a way that benefits you, in the way you will best remember the information.
- Make sure they are used effectively by learning the information, making flashcards isn't useful unless you actively use them, you could possibly read the information then try writing it out without looking.



Other Useful Tips

-In Modern Studies it is important to keep up with the news as it may contain more relevant examples for your P.D.E's and P.E.E's.



-In History you could watch documentaries on the specific topic you are studying to gain more relevant information.

-In Geography search up other case studies for you to remember make sure they are relevant though.



Business

-Past papers can be really useful to get used to the format of section 1 passages in the exam.

-Achieve helps summarise the majority of the course in business. It also allows you to do questions on the assess section of the website to improve your knowledge.

-Use flashcards to summarise and make theories easier to learn.

-For the in-class assessment try and follow the instructions step by step this will help ensure you'll do well. Also try to choose a smaller business so negatives are easier to pick out.



Drama

Written section

Flashcards

- These can be used to remember your stage types.
- You can also use flashcards to help remember what BUGPEF and TRAFICPPPAVE stand for.

Past Papers

- Drama past papers can be found on the SQA website.
- Practice these questions under timed conditions.
- This will allow you to understand what style of questions will be asked in your exams and help you manage your time.



Blurting

- Revise what BUGPEF and TRAFICPPPAVE stand for and your stage types etc.
- Then write down as much as you can recall.
- You could do this in the form of a mind map or just as notes.

Adobe Spark

- Your teacher will provide you with a link to this website.

- Use the information available on the website to help with your revision.

Performance Section

Flashcards

- You can use these to help with remembering certain lines you are forgetting.
- Then practice your lines and use your flashcards to test yourself.



Rehearsing

- Utilise Easter school and Saturday school or whatever extra time the department offers you to practice.
- You could also use lunch time to rehearse.
- Practicing with your group will 100% improve your relationship with your group and your overall performance.

Films

- Watching films can help you in both your written and practical section of your exams.
- While watching analyse the actor's tones and body language etc.

Art and Design

Past papers

- Use the past papers available on the SQA website.
- Ensure you are checking marking schemes.
- This will familiarise you with the style of questions that will be asked and how the SQA would prefer you to answer them, specifically for the unseen questions.
- Additionally, this allows you to work on your time management.



Mind maps and Flashcards

- You can use both mind maps and flashcards to help revise and remember the colours and aspects of your studied piece of art.
- You could even include small, labelled diagrams to help you memorise different aspects of the design piece you are studying, pinpointing different materials used, form, colour etc.

Music

LISTENING

Flashcards are a good technique for dynamics, for example, on one side of the card write 'Piano (P)' and on the other side write 'quiet'.

WATCH VIDEOS! Watching the video examples put on teams or sway from your teachers is the biggest help as you get to hear the differences between each concept. Try and search up on YouTube examples of (...) and watch as many as you can.

Create your own Prose Question Picking a piece of music and writing out the headings Melody/Harmony, Rhythm/Tempo, Texture/Structure/Form, Timbre/Dynamics (Try and vary these often, for example just putting melody instead of melody harmony as to not think they mean the same thing.) and try and write concepts under the headings while listening to the piece of music, make sure to write your final answers in a list at the end and time yourself!

PAST PAPERS!!!!!!!!!!

MY MUSIC ONLINE WEBSITE!!!!

LITERACY

Past papers are the main study techniques most people use for literacy, go over your notes as often as possible and try to test yourself with your own questions. My Music Online also does literacy quizlets on literacy with flashcards, pairing games, and a final test which you can do multiple times.

PRACTICAL

Watch the videos put up on Teams and take extra time before school, during break, lunch and/or after school to pop down to the music department and get some extra practise in, it makes a big difference!



Computing Science

Past Papers

-Computing Past Papers are found on the SQA website with the answers also being provided.

-It is important to attempt all the questions as they will be like what your face in your exam.



-It is useful to note what types of questions you are struggling with and reattempt questions similar to this.

-Achieve (which is found on glow) is useful for finding questions on a particular topic.

Flashcards

-Flashcards in Computing can be used for remembering definitions and some parts of code like loops and Standard Algorithms.

-Keep the information sharp and memorable for maximum effect

-Make sure to read the flashcard and then once you think you have taken on the information try writing it down or saying it out loud.

-The school provides flashcards at the office or year heads may have some.

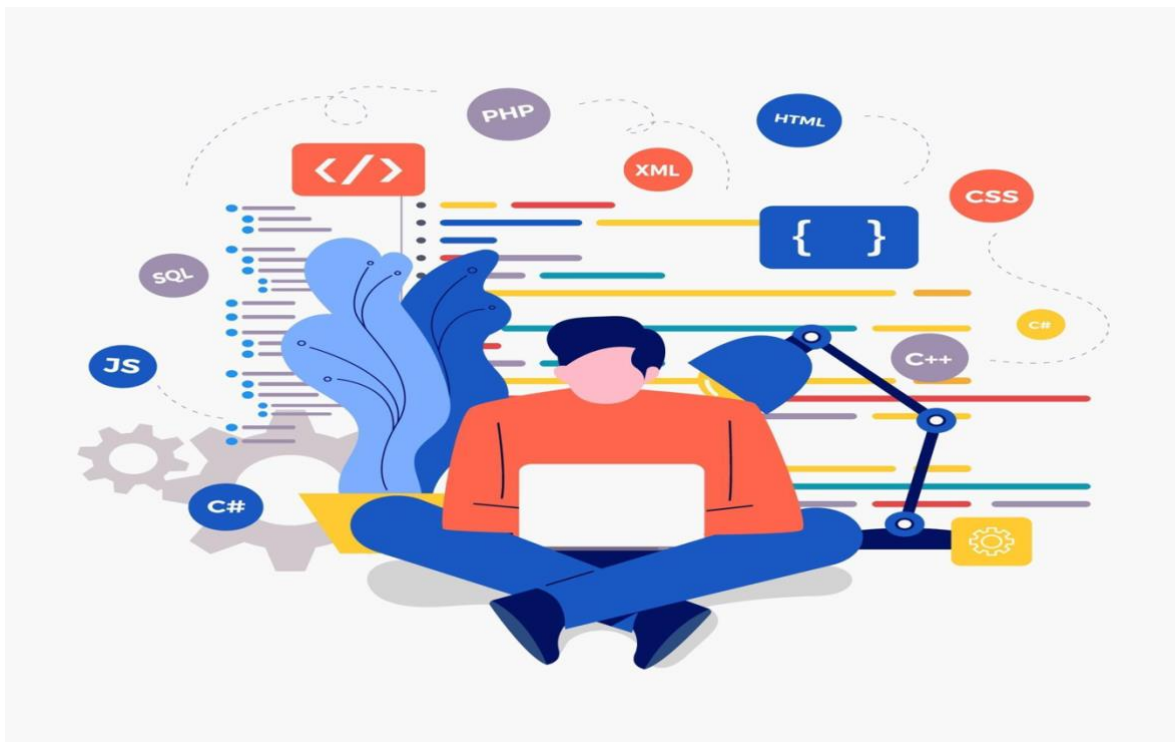
Coding

-When attempting to remember code make sure it is condensed and something you will remember.

-You may choose to look over past examples if you have access to them.

-If you do not have access, you can try uploading your work to one drive to view at home.

-Attempt as many past paper questions with varying types of code as possible so you become comfortable with it.



Hopefully, these tips and techniques will help you with studying towards your prelims and exams. We know it's nerve wracking to be sitting them for the first time, and we completely understand, it's normal to feel this way, but as long as you study effectively you will know everything you'll need to know. We wish you the best of luck and hopefully you all get the grades you want and deserve. 😊

~ The S5 Leadership Team



