



ST AMBROSE HIGH SCHOOL

P7 TRANSITION



Who is St Ambrose?

St. Ambrose was born in 339 A.D. (2,361 years ago)


He is the Patron Saint of our school.

He was one of the best-loved Bishops in the Christian church.

He was a lawyer and famous for his debating skills.

He is also the Patron Saint of Milan, Beekeepers and Domestic Animals.

This is why the bees appear on our school badge.





St Ambrose Bee Hive



We make our own honey



St Ambrose School Prayer

Lord teach me to look for you.
When I look, show yourself to me.
Without your help, I will go through life blind
to the many things you do for me.
With your help, I will be able to see you
in other people and in the ways, you show
how much you care and love me.
As I see you more and more,
may I grow in love of you.

St Ambrose Pray for us

This is your homework to learn for August




Where is St Ambrose?



Settling Into St Ambrose



Walking to St Ambrose from Drumpellier Park



Walk through the bridge in the
Drumpellier 'Daisy' Park



Walk up the path and
turn left at the end

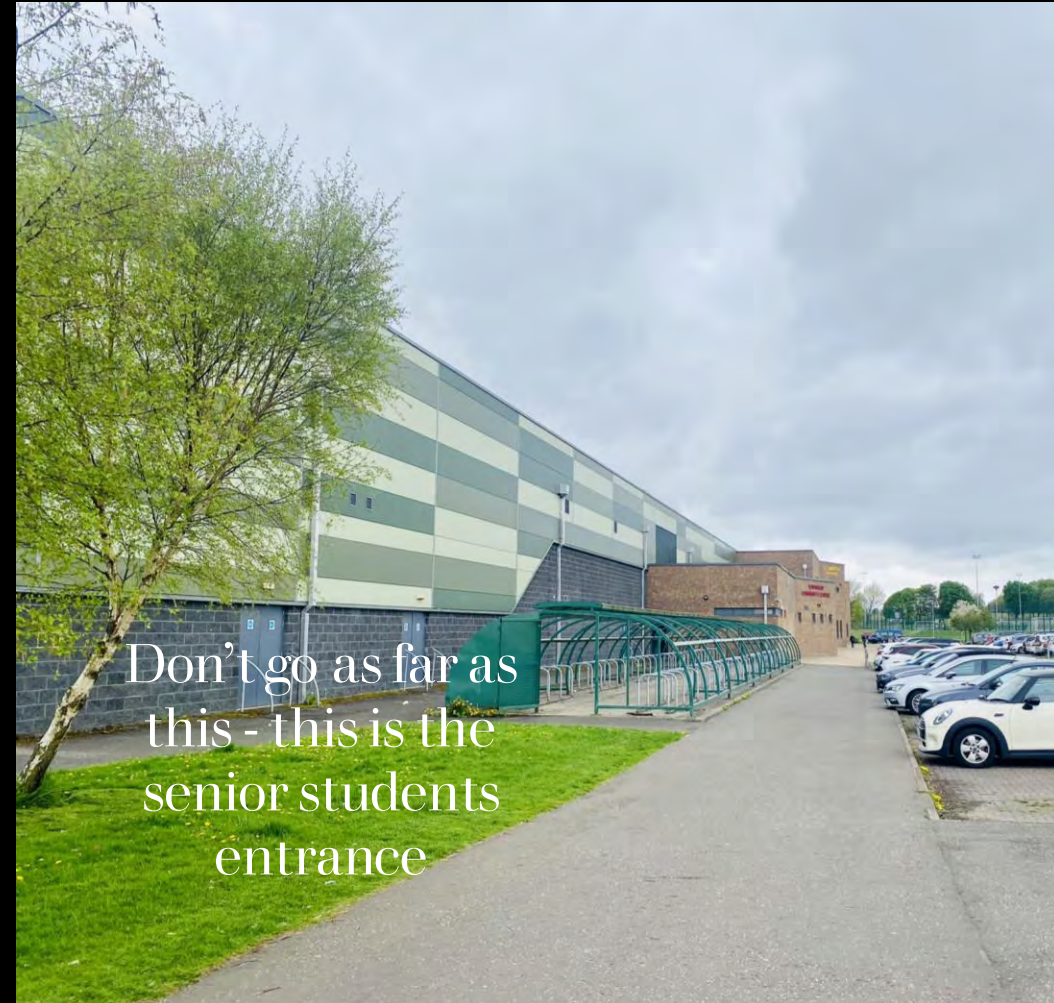
Settling Into St Ambrose



Walking to St Ambrose



Go through the green gates and walk round the building to the second courtyard on the left.



Don't go as far as this - this is the senior students entrance



What does the St Ambrose building look like?



A Shared Campus with Buchanan High School

Settling Into St Ambrose



What does the St Ambrose building look like?



Settling Into St Ambrose



confidence
independence **humility**

effective
successful **responsible**



Meet Your S1 Support Team 2022 - 2028



Mr McParland

Your

Head Teacher



Miss Smith

Depute Head

Teacher S1/S2



Mrs Marcuccilli

Your

Principal Teacher

Pupil Support S1



Mrs Macdonald

Your

Principal Teacher

Support for Learning



Mrs Parker

Your

Home School

Partnership Officer

Settling Into St Ambrose



Meet Your SI Pupil Support Teacher

Mrs Marcuccilli



I am the person who will get to know you the best in the school and will be there for you when you need me.

I will be the first person your parent or carer will ask for if they need to contact the school.

You can speak to me at interval & lunchtimes if you need me.

I have taught in St Ambrose for 17 years and I also teach Art & Design, RE and PSE Classes

I am an Ambrosian myself and I am also an Interior Designer

Settling Into St Ambrose



Personal & Social Education Class Themes

- Getting to know you
- Respect
- Friendships
- Staying safe
- Mental Health
- Fireworks safety
- Physical Health
- Hygiene
- Study skills
- Smoking, Drugs & Alcohol
- Environment
- Water Safety

Health & Wellbeing



Additional Support Available for you

- Bee Hive Nurture Room
- The Homework Club
- Support for Learning
- Home School Partnership Officer
- School Counsellor
- Seasons for Growth
- Library and Lunchtime Games Club
- Transition Week during the School Holidays

Settling Into St Ambrose



You will also have an S6 Buddy to Support you



Your buddy will be like a big brother or sister

You will get to meet your buddy one to one

There will be buddy events you will go to together

Your buddy will be given training before you arrive at school

Settling Into St Ambrose

S1 / S6 Buddy Event



Getting Involved & Meeting New People





Annual SI Tinto Hill Walk Event (May)



Raising Funds for Charity



The Annual Sponsored Walk / Wear Pink Day



Raising for School Funds & Charity



SI Retreat



Getting Involved Spiritually



Looking forward - SI Christmas Party



Getting Involved & Having Fun

How many people are in St Ambrose?

Around 1450 pupils

Around 280 x S1 pupils

Over 100 staff (including Office Staff, Teachers, Janitors,
Canteen Staff and Additional Support Needs)

It's a very busy place & there are travel systems in place

Settling Into St Ambrose



Meet The Senior Leaders Team



Mr McParland
Head Teacher



Miss Smith
Depute Head
Teacher S1/S2



Mrs Keeney
Depute Head
Teacher S3



Mrs McCadam
Depute Head
Teacher S4



Mrs MacPhail
Depute Head
Teacher S5/6

Some Faces You Will See Around The Building



What do I wear?

White Shirt and School Tie

Black Trousers / Black Skirt / Red Tartan Skirt

Black Comfortable Shoes

Black V-Neck Jumper/Cardigan

Black Blazer with School Badge

PE Uniform

Plain Black T-Shirt / Black Sweatshirt

Black Shorts / Jogging Trousers

Separate Trainers (any colour)

Uniform Sizing : Monday May 30th from 5pm
Schools have been informed of allocated times



promoting pride, self-confidence and a sense of belonging





Focus on getting these five things right

- A** – Attendance – Aim for 95% *(Note: 80% is a day off a week)*
- B** – Behaviour – Be respectful, be kind, show good manners
- O** – Organised – Prepare the night before
- U** – Uniform – Avoid accessories that will get in the way of learning
- T** – Timekeeping – Don't be late for class

What St Ambrose is all **A B O U T**



School Leaders



School Leaders are a group of S6 pupils who have applied for the role.

You can spot them as they have yellow braiding

They work with the Head Teacher and Deputes to address any issues in the school

They help with lunch duties

They organise various events including their own prom



Role Models to Look Up To



WHERE DO I
EAT MY LUNCH?
&
CAN I GO
OUTSIDE?



inspiration
courage opportunity

service
community tolerance

confidence
independence humility

effective
successful responsible

LEVEL 2 - LOOKING DOWN TO COURTYARD





How do I pay for School Meals?

- You will be issued with a Young Scot Card and you will use this and a unique pin number to pay for your lunch or snacks.
- Your parent / carer should load money onto the card using ipay or you can add coins into the machines in school.

**CASHLESS
CATERING**



**IF YOU GET FREE SCHOOL MEALS,
MONEY WILL BE AUTOMATICALLY
ADDED TO YOUR CARD THAT YOU
CAN SPEND IN THE CANTEEN. YOU
CAN ALSO PUT YOUR OWN COINS
ONTO YOUR CARD USING THE
MACHINES AT YOUR SCHOOL.**

Settling Into St Ambrose



How do I find my way around the School?

- There will be a P7 information evening on **May 25th at 6pm** where you can visit departments and look around the building (one adult per pupil)
- You will follow a two-day induction **Tue 31st May & Wed 1st June**
- Your school will be given the opportunity to attend a 'P7 only' school show rehearsal in June. You will be first to see the show!
- You may be invited to attend the summer transition programme.
- For the first week you will have a guide who will take you and your class to each of your lessons and collect you.

Settling Into St Ambrose



What happens during the Induction Days

Day 1

- Please arrive at St Ambrose High school for 9:15am (wear your school uniform)
- You will be seated with your tutor class in the assembly hall
- You will have lunch provided for you in the canteen (bring a snack for interval)
- You will experience moving around the school and trying out some subjects with your new classmates.

Day 2

- Please arrive at St Ambrose High school for 9:15am (wear PE Kit / sports clothes)
- You will attend a range of subjects in the morning
- You will take part in Potted Sports in the afternoon (variety of sports activities)
- You will have lunch provided for you in the canteen (bring a snack for interval)
- You will finish at 2:45 both days.

Settling Into St Ambrose





What time do
I Start and
Finish school?



8.15am Daily

**The
Breakfast Club**

Monday **8.50** / 8.55am - 3.45pm

Tuesday **8.50** / 8.55am - 3.45pm

Wednesday **8.50** / 8.55am - 3.45pm

Thursday **8.50** / 8.55am - 3.45pm

Friday **8.50** / 8.55am - 12.30pm

Settling Into St Ambrose



How long is each class?

A class is called a **Period**

Each period is **50 mins** long

There are **7 periods** each day

Friday is only **4 periods**

You will be **registered** each class



What does a typical SI timetable look like?

	1	2	3	4	5	6	7
Monday	Mathematics CfE Miss Gierlowski	Physical Education CfE Mr Falkingham	Design & Manufacture CfE Mr Whittaker	Personal & Social Education School Miss Bogan	Religious Ed School Mrs Delaney PE DEPT	Spanish CfE Ms Ferguson ML 4	English CfE Mrs Ruddy Eng 11
Tuesday	Art CfE Ms McKenry	English CfE Miss Bogan Eng 6	Mathematics CfE Miss Walsh	Science CfE Mr McRae	Music CfE Miss Miller	Spanish CfE Ms Ferguson ML 4	Business Education CfE Mrs Mancisidor Azcoitia ICT 4
Wednesday	Spanish CfE Ms Ferguson ML 4	Design & Manufacture CfE Mr Kennedy	Mathematics CfE Miss Gierlowski	Science CfE Mr McRae	Music CfE Miss Miller	Social Subjects CfE Mr Kunderan	English CfE Miss Bogan Eng 6
Thursday	Religious Ed School Ms Mitchell RE 3	Art CfE Ms Stewart	French CfE Mrs Doyle ML 2	Social Subjects CfE Mrs McShane	Physical Education CfE Mr Falkingham	English CfE Miss Bogan Eng 6	Mathematics CfE Miss Gierlowski Math 11
	1	2	3	4			
Friday	Mathematics CfE Miss Walsh	Social Subjects CfE Mrs McShane	Science CfE Mr McRae	English CfE Miss Bogan Eng 6			

Interval 10.35-10.50 Lunch 12.30-1.15

Example - Extra Curricular Clubs & Future Fridays



St. Ambrose High School
Extra-Curricular Clubs



	Monday	Tuesday	Wednesday	Thursday	Friday
Lunchtime	Dodgeball (S1-3) Small Gym Craig McIntyre	Badminton (S1-3) Gameshall Miss Tuite/Wilson	Basketball (S1-3) Gameshall Craig McIntyre	Netball (S1-3) Gameshall Miss Tuite/Wilson	
		Football (S1-3) Astro Mr Heffron		Football (S1-3) Astro Mr Heffron	
		Dodgeball (S1-3) Small Gym Craig McIntyre			
After School	Rugby (S1-3) Outdoors David McCrea				Future Fridays (S1-3) Various



Badminton



Basketball

Dodgeball



Football



Netball



Rugby




Getting Involved & Meeting New People





Lunch 12.30 - 1.15 and Future Fridays 1.15 – 2.30



Football

Badminton / Basketball

Hot Chocolate and Chill

Games Club

Table Top Wargames

Walking / Running / Adventure group

School Show

Comic Book Club

(all subject to change)



Badminton



Basketball

Dodgeball



Football



Netball



Rugby



Getting Involved & Meeting New People



Top Tips

Always have your timetable with you so you know where you are supposed to be next

Don't be afraid to ask for help if you are lost

You'll get lots of practical help: induction days; being shown around the school; a map of the school; people showing you the way and the routines

You will be given a buddy to help you – feel free to ask them lots of questions, they'll remember exactly how you feel!

Don't expect to remember it all at once, or to know everything on the first day

Settling Into St Ambrose



Top Tips

You will get your timetable in August

Take a photo of it if you can / make a mini one for your blazer

Have your timetable in full view in your room

Copy it into your school diary (*this will be supplied to you by us*)

Pack your school bag the night before

Use poly pockets to organise your subjects in your bag

Hang up your uniform the night before (check if you have PE)

Check your school diary for homework deadlines or events

Set your alarm for the morning

Getting organised for St Ambrose



Will I be in a
class with my
friends?

You were asked to write
down four of your friend's names

You will be in a class with
at least one friend

And you will also have other people
from your primary in your class



Settling Into St Ambrose & Meeting New People



Top Tips

Join a club or after school activity like future Fridays to meet new people

Be yourself and you'll make friends with people like yourself

Smile and be approachable

Make the effort to speak to people even if it takes you out of your comfort zone

Don't rush this: the most genuine friends come gradually as you get to know each other, not by trying to be instantly popular

You will be seated with different people in different subjects and will have to work together. This is a good opportunity to get to know your classmates and form new friendships

Settling Into St Ambrose



Can I use my mobile phone in school?

Yes at the appropriate times of the day you can use your phone.

Interval & Lunch only

however, your phone must be switched off and in your bag during class time, unless your teacher gives you permission to use it for learning and teaching.

Shared Expectations & Standards



What do I do if I feel unwell?

You will ask your class teacher if you can report to the main office

The main office will give you a pink slip

You will report to me with your pink slip and I will decide if you should go home or not

If you are to be sent home the office will contact home for you

You must not call or text home yourself and make your own arrangements

We will know of any medical issues in advance

Shared Expectations & Standards



St Ambrose Sports Teams



Netball



Football



Gaelic Football

Getting Involved & Meeting New People



St Ambrose Sports Teams



Celebrating Success



St Ambrose Sports Teams



Getting Involved & Meeting New People



ST AMBROSE ANNUAL SCHOOL SHOW





Annual School Summer Show



Getting Involved & Meeting New People



Annual School Summer Show



Getting Involved & Meeting New People

Annual School Summer Show



Getting Involved & Meeting New People





**TUESDAY 14TH JUNE,
WEDNESDAY 15TH JUNE,
& THURSDAY 16TH JUNE
SHOWTIME 7.00 PM
TICKETS AVAILABLE**

NOW

ADULTS - £7.00

CONCESSIONS - £5.00

WE WILL ROCK YOU - School Edition

Music & Lyrics by QUEEN

Story & Script by BEN ELTON

ST.AMBROSE HIGH SCHOOL PRESENTS

WE WILL ROCK YOU

SCHOOL EDITION

I WANT TO BREAK FREE * SOMEBODY TO LOVE *

DONT STOP ME NOW * A KIND OF MAGIC *

UNDER PRESSURE * BOHEMIAN RHAPSODY *

AND MANY MORE !


"WE WILL ROCK YOU" is presented through special arrangement with and all authorised performance materials
are supplied by Theatrical Rights Worldwide (TRW), 122-124 Regent Street, 5th floor, London W1B 5SA. www.theatricalrights.co.uk

Annual School Show 2022



SOCIAL AREA





Level 1 - looking down to Social Area





Level 1 - looking down to Social Area





Corridors and Stairs



*destro,
en el cielo...*

BUDDY BENCH SEATING AREA



TOILETS





ENGLISH



MATHS



BUSINESS & ICT ROOMS



LIBRARY

LIBRARY





LIBRARY





LIBRARY





St Ambrose Music Department



MUSIC



MUSIC TECHNOLOGY



A photograph of a recording studio. In the center is a long wooden desk with various pieces of audio equipment. On the desk, from left to right, there is a keyboard, two computer monitors, two black studio speakers, a white tower PC, a rack of audio equipment including a mixer and amplifier, and a black equipment case with its lid open. A large black television is mounted on the wall behind the desk. Two blue office chairs are positioned in front of the desk. To the left of the desk, there is a wooden door with a vertical glass window. To the left of the door, two microphones on stands are visible. The floor is light-colored carpet. The walls are white. The text "RECORDING STUDIO" is overlaid in white serif font across the middle of the image.

RECORDING STUDIO





Recording studio



Practise Room



WOODWORK



DESIGN ENGINEERING TECHNOLOGY





Physical Education – Sports Halls



SCIENCE LAB



Prize Winners

Macy McLaughlin

Payton Murray

1. Don't touch equipment
- or materials unless you
are told to.
2. Make sure to wear
your goggles.
3. Do not eat or drink
in the Science Lab.
4. Keep your work
area clean and tidy.
5. Take great care
when handling
chemicals.

1st

14

1F

2nd

Hannah Pattison

3rd

Technician's Prize

Natalia Pietryka

AND NOW THEY'RE

Ext

1E

1Q

Leon Taylor

10



Евлия Но

1R

Nove Alean

Stay
Science
Safe
And follow
These rules!

1G

Darcy Gillespie

Scott Ormond

don't mess with
fire

Or things will be dire

Lucy Grant

1C

1F

(1H

Phile Cummings

SCIENCE LAB





Display of S1 class work



Holy Mass



Dear young people, the happiness you are seeking, the happiness you have a right to enjoy has a name and a face: it is Jesus of Nazareth, hidden in the Eucharist.
Pope Benedict XVI

All Welcome

RELIGIOUS EDUCATION



SCHOOL ORATORY



ART, DESIGN & TECHNOLOGY





Art , Design & Technology





Art , Design & Technology



PHOTOGRAPHY STUDIO



HOME ECONOMICS

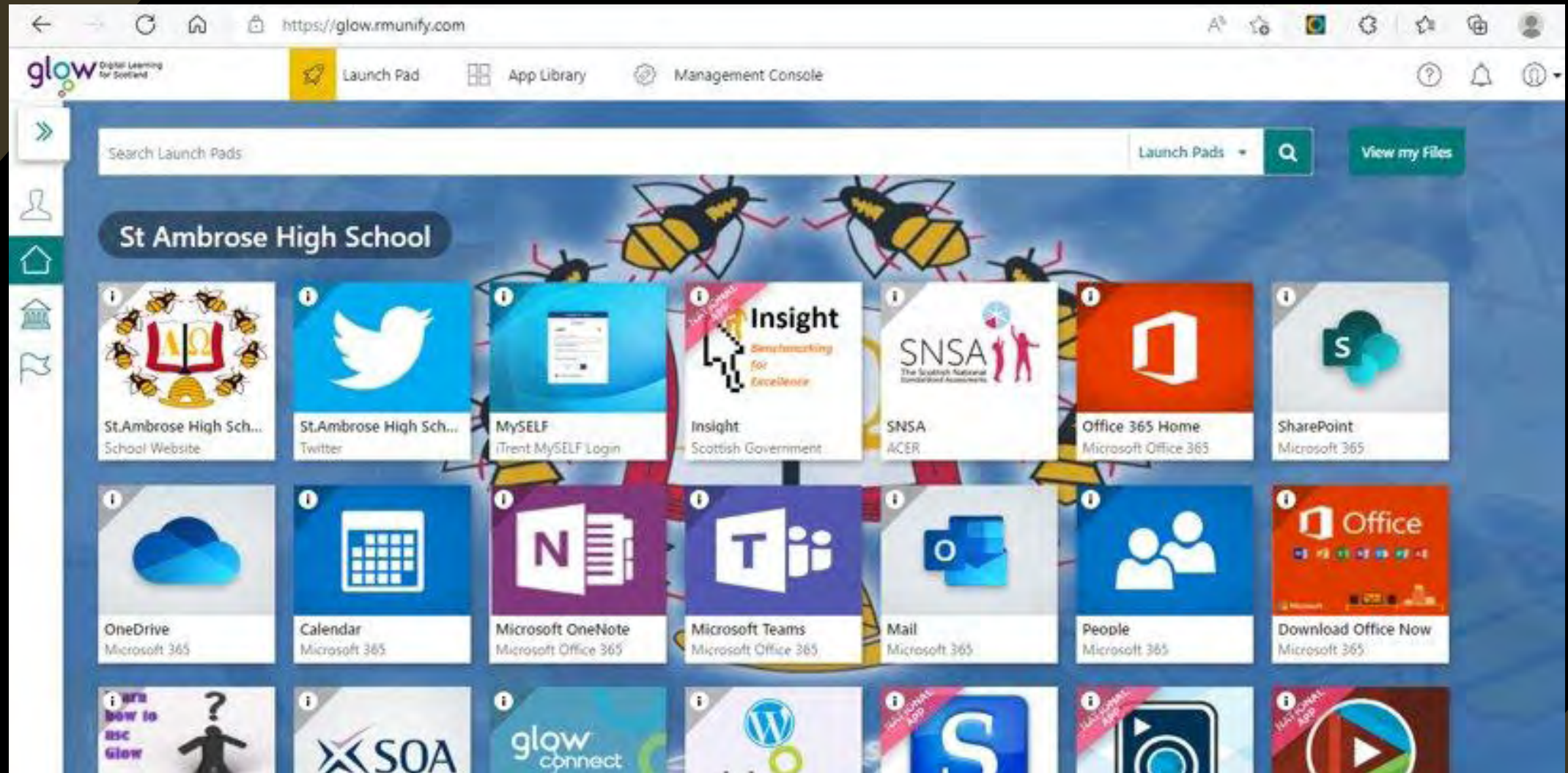




St Ambrose Online Resources

- Every subject uses technology and pupils will be given a unique login and password.
- Pupils use 'Glow' on a regular basis to access materials to help with your studies or catch up.
- Subject specific Microsoft Teams.
- There will be an S1 Team where I will post specific messages for S1, so you must check it every other day.

Digital Learning Continues to Support your Learning



Microsoft Teams



WE LOOK FORWARD TO YOU
SEEING YOU IN AUGUST



Becoming An Ambrosian