

12:15

76%

BOOK:
**THE THREE LITTLE
PIGS**


RETOLD BY:
**NICOLA
BAXTER**



BOOK - THE THREE LITTLE PIGS

In this Three Reads lesson, you will be introduced to the book [The Three Little Pigs](#). You will hear the story as a whole, lead comprehension, thinking & conversations.

The video will guide you through the story and the **Three Read** process. You will find further suggestions of how this skill can be used across the curriculum within this guide.



IMPORTANT INFORMATION

- Links to Early Level
- Requires iPads and Smart board to display recorded video

LEARNING GOAL

To **develop** an **understanding** of story elements and structure.



MODELLED EXAMPLE

Click the **Three Reads logo** to watch a recorded Read-Along of the story.

Remember, you can pause, rewind and replay this video anytime. This can be used as part of Parental Engagement.



RESOURCES YOU MAY FIND USEFUL

Click the images below to access the resource



**THREE READ
PROMPT**



RATIONALE



**ROADMAP OF
ALL BOOKS**




**QR CODE OF
ALL BOOKS**



THREE READ PROCESS

- 1 STEP 1 – Hear story as whole
- 2 STEP 2 – Comprehension, thinking & conversations
- 3 STEP 3 – Children retell the story



LEARNING INTENTION

We are learning to **develop** an **understanding** of story elements and structure.

SUCCESS CRITERIA

- **Listen** to the story
- **Recall** parts of the story
- **Share** my ideas, thoughts and feelings with others **verbally**



BLOOMS THINK ALOUDS

- **REMEMBERING** – I remember a time when I built something and someone came and knocked it down. I felt angry and upset.
- **UNDERSTANDING** – I don't think straw and sticks are good materials for building a house. Bricks are stronger and can't be destroyed easily.
- **APPLYING** – If I was going to build a house I would use something strong too – like concrete or metal.



Lizzy
Listen



BLOOMS THINK ALOUDS

- **ANALYSING** - I wonder how the big bad wolf feels when he realises he can't blow down the house of bricks.
- **EVALUATING** - I think the third little pig was very brave to trick the big bad wolf.
- **CREATING** – I think we should create our own houses for the three little pigs – using materials we find around the nursery. I wonder which one will be the strongest.



Lizzy
Listen




QUESTIONING ACTIVITY



LOOKING FOR A CHALLENGE?

5. How does the third little pig feel at the end of the story? Why?



1.

What did the first little pig use to build his house?
What did the second little pig use to build her house?

2.

What did the wolf do to the houses of the first little pig and the second little pig?

3.

Why could the wolf not blow down the house of the third little pig?

4.

What happened when the wolf fell down the chimney?



SUGGESTED DIGITAL ACTIVITIES

LITERACY

Create a talking character from the story, e.g. the wolf. Describe what happens to them and how they are feeling throughout the story.



Why do you think the wolf is called the 'big, bad wolf?'



ART

Draw a picture of one of the three little pigs and bring your drawing to life by uploading it to [sketch.metademolab](https://sketch.metademolab.com)




How do you think the pigs were feeling when they left home to build their own houses?



SUMMARISING ACTIVITY

KEY QUESTIONS TO CONSIDER?

1. What is the title of the book?
2. Who are the characters in the story?
3. What is the big problem in this story?
4. Where is the setting for this story?



THE LISTENING LOT



CURRICULAR LINKS

To help me **understand** stories and other texts, I **ask** questions and **link** what I am learning with what I already **know**.

LIT 0-07a / LIT 0-16a / ENG 0-17a

I can **explore** digital technologies and **use** what I learn to **solve** problems and **share** ideas and thoughts. **TCH 1-01a**



LINK TO PATHWAYS

Digital Literacy
Creating Content

