



ST MARGARET OF SCOTLAND PRIMARY SCHOOL

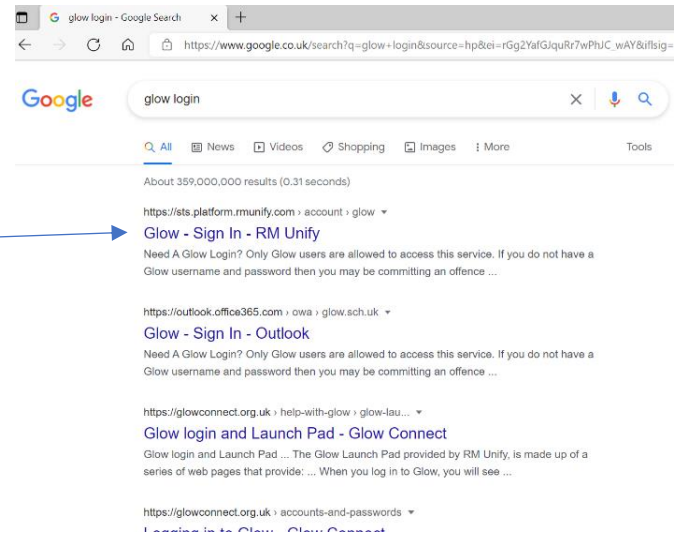
DIGITAL OFFER DURING ISOLATION

Please see information below regarding our school's digital learning offer whilst your child is isolating.

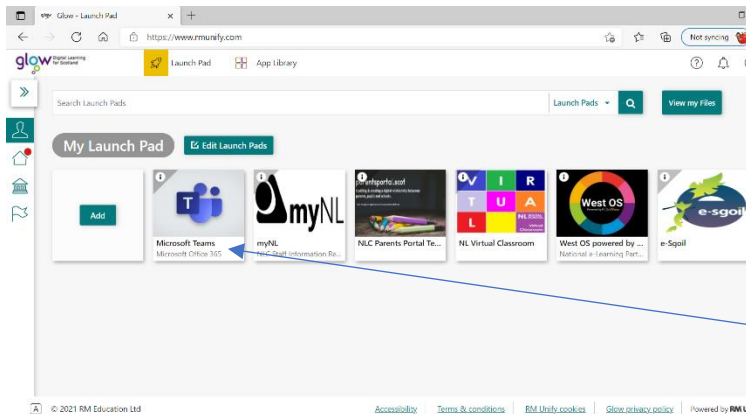


While your child is isolating - they can access learning via the *Glow* site. *Glow* works on computers, laptops, tablets, games consoles and mobile phones.

1. Search 'glow login' on your internet browser and click on the page as shown here. (The best browsers to use are *Google Chrome* or *Microsoft Edge*)

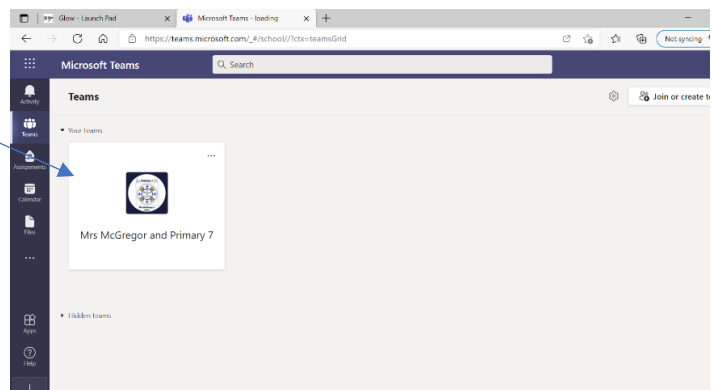


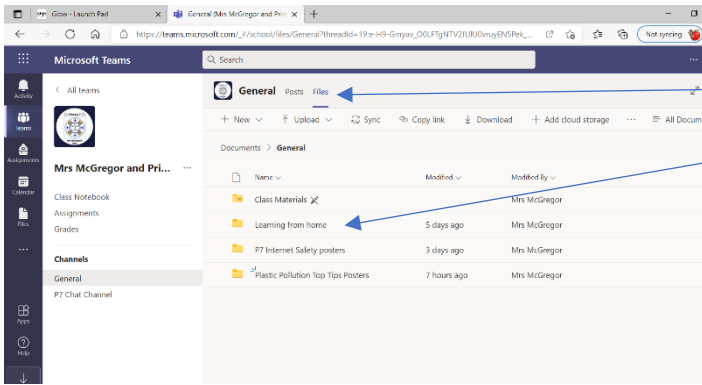
2. Your child should type in their *Glow* login details which can be found on their login card which was sent home. If you are unable to find login details, please contact our school office.



3. Once logged in - click the *Microsoft Teams* page which should appear on the launchpad as shown. If this does not appear - type 'Microsoft Teams' into the search bar and it should appear.

4. Your child should then click on their class *Teams* page. For example -





5. Once on the class Teams page. Your child should click on 'files'.

6. Then access the folder called 'Learning from home'.

Here they will find a grid with information on what learning activities to take part in.



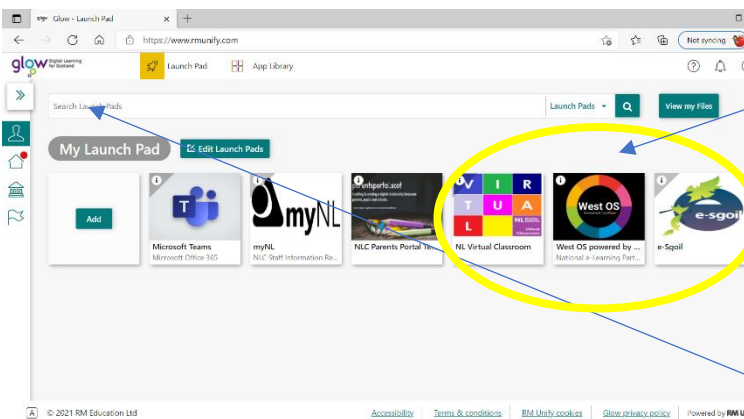
St Margaret of Scotland Primary School
Home Learning Grid
P7 and Mrs McGregor



Below is a list of activities and sites that we ask you to access whilst learning from home

The grid will look similar to this -

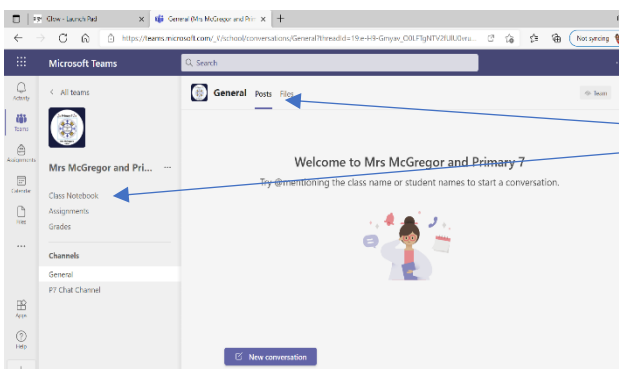
<p>NL Virtual Classroom</p> <p>Access NL Virtual Classroom tile on your GLOW launchpad and enjoy a variety of learning activities linked to all curricular areas.</p> <p>Glow login details are found on your bookmark that you brought home.</p> <p>If you are unsure of how to access NL Virtual Classroom - see separate guide in this folder.</p> <p>See below to find out what colour of Virtual Classroom to access:</p> <table border="1"> <tr> <td>Green/ Yellow Group</td> <td>Red Group</td> <td>Blue Group</td> </tr> <tr> <td>Please access the Virtual Classroom</td> <td>Please access the Virtual Classroom</td> <td>Please access the Virtual Classroom</td> </tr> </table> <p>Remember to Share any learning activities that you complete each day with myself via your class Teams page</p>	Green/ Yellow Group	Red Group	Blue Group	Please access the Virtual Classroom	Please access the Virtual Classroom	Please access the Virtual Classroom	<p>Esgo!</p> <p>Please access the esgo! tile on your GLOW launchpad.</p> <p>Click on the P2-7 tab and access the correct learning space for your class. There are lots of amazing things for you to learn here - click on the links and enjoy exploring!</p> <p>West OS</p> <p>You can also access the West OS Tile on your GLOW launchpad too.</p> <p>When you click on the tile, click B6E folder and here you will find lots of short videos on all different curricular areas.</p> <p>You could explore areas that you are interested in and take part in a wee mini project while you are learning from home.</p> <p>Don't forget to share any work with me on your Teams page!</p>	<p>Sundog</p> <p>Please access your SUMDOG account and play a variety of maths, spelling and grammar games.</p> <p>Your SUMDOG login details are on your bookmark.</p> <p>I will send you coins for all your hard work - try your best!</p> <p>Study Ladder</p> <p>I have set tasks for you to complete on Study Ladder. Login and work your way through a few activities each day.</p> <p>Remember - your login details are also on your bookmark.</p> <p>I can't wait to see all your hard work!</p>	<p>Reading</p> <p>Try reading a little each day too. You will find lots of free books to read on the following websites:</p> <p>Oxford Owls have a library of free books: https://www.oxfordowl.co.uk/</p> <p>Free audiobooks for children: https://www.storynory.com/</p> <p>Keeping active</p> <p>Try and stay active and have regular brain breaks throughout the day too.</p> <p>Enjoy some cosmic kids yoga: https://www.youtube.com/user/cosmickidseyoga</p> <p>There are lots of great Joe Wicks workouts you could try: https://www.youtube.com/results?search_query=joewicks+for+kids</p> <p>STAY ACTIVE</p>
Green/ Yellow Group	Red Group	Blue Group							
Please access the Virtual Classroom	Please access the Virtual Classroom	Please access the Virtual Classroom							



7. To access learning activities from NL Virtual Classroom, Esgo! and West OS... simple return to the Glow launchpad where these tiles should appear. See Step 1.

If you do not see these tiles - please search for them in the search bar as shown.

8. Sumdog, Studyladder and all other activities can be accessed via your internet browser or by clicking on the links in the learning grid.



9. Any completed work can be shared with your child's class teacher via either the posts section of their Class Teams page or via their Class Notebook as shown here.

Should you require any further assistance during this time - please contact our school office on 01236 632102