

Home Learning Activities for




Activity 1 – Talking and Listening

I am learning to watch, listen and engage with a story. LIT 0-01b/LIT 0-11b

Click on the picture to watch the animation of The Gruffalo.

When it is finished talk to your child about the characters in the story.




Activity 2 – Rhyme

I am learning to use action and rhyme to join in with the story. LIT 0-01a/LIT 0-11a/LIT 0-20a

Click on the picture to listen to the story of The Gruffalo.

Encourage your child to join in with the rhyming words in the story.

Can you think of an action to go with them?




Activity 3 – Character Description

I am learning to find, select, sort and use information for a specific purpose. LIT 0-26a

The story describes the Gruffalo's appearance in great detail.

Ask your child to draw a picture of the Gruffalo. Encourage them to include as much detail as possible. Discuss and describe each part of the the Gruffalo's body.






Activity 4 – Make fruity terrible tusks

I am learning to develop my learning and interests through play. I am encouraged to use and share my experiences. HWB 0-19a

Using straws and any soft and ripe fruit of your choice, have fun making fruity, terrible tusks. It might be nice to use a range of different coloured fruits which you can talk about together.



Here are the main characters. Cut them out to help sequence the story.
Or can you cut out two sets and play SNAP

