


Home Learning Activities for



Activity 1 - Talking and Listening

I am learning to watch, listen and engage with a story. LIT 0-01b/LIT 0-11b

Click on the picture to watch the animation of Zog.




When it is finished talk to your child about the characters in the story.

Activity 2 - Rhyme

I am learning to use action and rhyme to join in with the story. LIT 0-01a/LIT 0-11a/LIT 0-20aI

Click on the picture to listen to the story of Zog.

Encourage your child to join in with the rhyming words in the story. Can you think of an action to go with them?



Activity 3 - Write a Postcard


I am learning to share information in the form of a diary. LIT 0-26a

At the end of the story, Zog becomes part of The Flying Doctor Team.

Your child could write about an accident they had (real or imaginary) and Zog and his team coming to the rescue.

Then draw a picture of the rescue.

(can use finger painting to make marks to show the rescue)



Use the visual cards to re-tell the story.




Zog



Madam Dragon



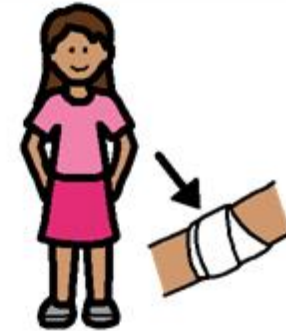
star



girl with plaster



girl with peppermint



girl with bandage



Zog and the Princess




Zog won a star



Zog and the Knight



Zog the ambulance



horse

Activity 4 - Create a dragon

I have the freedom to discover and choose ways to create images and objects using a variety of materials. EXA 0-2A

Using scraps of material such as egg cartons, bottle tops and junk mail, get your child to make their very own dragon.

