






# Primary 6's Back To School Homework Grid

<p><u>Dear Teacher</u></p> <p>Miss Reid has so much to still find out about you! Write a letter to her describing your hobbies/interests, your family/friends, your favourite foods and anything else you'd like her to know 😊</p> 	<p><u>Spelling/ Vocabulary</u></p> <p><u>Challenge 1</u> Words which are opposite in meaning, like hot &amp; cold, are called antonyms. How many can you come up with?</p> <p><u>Challenge 2</u> Write a list of adjectives, one for each letter of the alphabet to describe yourself, for example, adventurous, brave, courteous, etc. (You can cheat with x and use 'ex')</p>	<p><u>Fabulous Thinkers</u></p> <p>We might be in a different building but we are still full of Ravenswood spirit! Using the Colour, Symbol, Image thinking strategy describe what Ravenswood means to you. You might use our school values to inspire you: Live, Love, Learn.</p> 			
<p><u>Maths and ICT</u></p> <p>Challenge yourself with some Maths games to practise your Mental Maths skills...</p> <p><a href="https://www.topmarks.co.uk/maths-games/7-11-years/mental-maths">https://www.topmarks.co.uk/maths-games/7-11-years/mental-maths</a></p> <p><a href="https://www.coolmathgames.com/c/grid-based-games">https://www.coolmathgames.com/c/grid-based-games</a></p>		<p><u>Perfect Poetry</u></p> <p>Write an acrostic poem using Primary Six as the initial letters. We can't wait to display them outside our classroom to impress visitors!</p>  <div style="border: 1px solid black; padding: 5px; display: inline-block;">       P R I M A R Y  S I X     </div>			
<p><u>Cookery</u></p> <p>Spend some quality time with your family cooking or baking. Make sure you photograph the finished product and note down the steps so you can share your delicious recipe with your new classmates!</p> 	<p><u>Reading for Enjoyment!</u></p> <p>Take time to read a book of your choice on your own. Do this 3 times. Try to choose a different genre each time and tick the boxes below to show your progress!</p> <table border="1" data-bbox="824 1276 1413 1396"> <tr> <td style="width: 33%; height: 75px;"></td> <td style="width: 33%; height: 75px;"></td> <td style="width: 33%; height: 75px;"></td> </tr> </table>				<p><u>Living The Dream</u></p> <p>In Ravenswood we live the DREAM and always try to be Determined, Respectful, Encouraging, Accountable and use Manners. What advice could you share with Primary One children to help them settle in to Ravenswood? Create a short video message or voice note to share on Monday to help the newest members of our Ravenswood family.</p> 