











# Literacy Across Learning YouTube Theme



|  |  |  |   |
|--|--|--|---|
| <p>Record Breaking Research – Find out who the top 10 YouTubers are. What genre do they present? How many followers? How much money have they made? Etc.</p> <p>???</p>  | <p>Choose your favourite YouTube personality. Research them online and create a biography of their life and achievements.</p>                                | <p>Write and perform to your family, your own script for a YouTube broadcast. Maybe you could recount what you have been doing during Lockdown.</p>   | <p>Discuss self-confidence. What does it mean? Are you a confident person or not? What can you do to help if you don't feel confident? Can you be over confident?</p>  |
| <p>Common words- choose a few of your common words and use them in YouTube themed sentences.</p>   | <p>Design your own YouTube channel. What would it be called? What would be your YouTuber name? What would it be about? Design a logo for your channel.</p>  | <p>Design your own app which would be useful in lockdown. What would it be called? What could it do that other apps don't do? What would the logo look like?</p>                               | <p>Write an imaginative story about becoming a famous YouTuber. How did it all start? What happened? What did you do when you became famous?</p>                      |
| <p>Talk about social media. What are the advantages and disadvantages of social media? What do we have to do to ensure we use social media safely and responsibly?</p>  | <p>Create a stay safe on social media poster. Make sure it includes rules for staying safe, kind and healthy.</p>   | <p>Create your own YouTube wordsearch for someone to solve. Make sure you write all the words that are hidden underneath. (It is easier if you have squared paper but it not essential.)</p>  | <p>Write an acrostic poem about YouTube</p> <p>Y _____</p> <p>O _____</p> <p>U _____</p> <p>T _____</p> <p>U _____</p> <p>B _____</p> <p>E _____</p>  |

