

# 2D to 3D Challenge

Use sticks to learn about shapes, dimensions and reflection

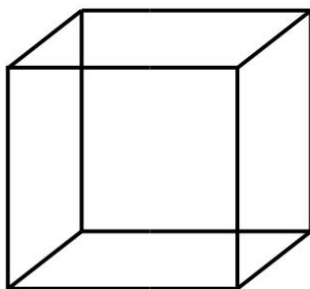
9-12

Shape and Space



## 1. Cube

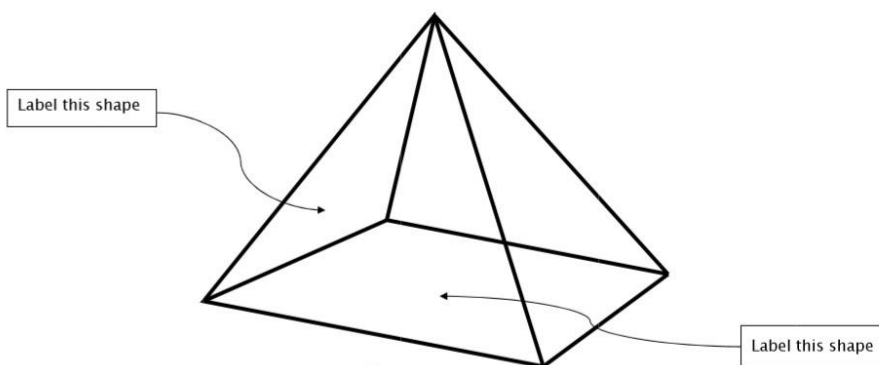
- i. Make this 2D shape using sticks (you can use sticks of any length and overlap them if you need.)



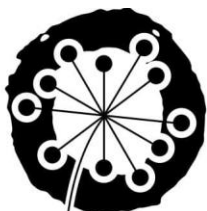
- ii. Choose one side and construct a reflection of the first shape
- iii. Can you make a 3D version of the original shape?

## 2. Pyramid

- i. Make this 2D shape using sticks



- ii. Use chalk to write the names of all the shapes you can see
- iii. Can you make a 3D version of the original shape?



Learning  
through  
Landscapes

For more resources visit [www.ltl.org.uk/free-resources](http://www.ltl.org.uk/free-resources)

© This activity sheet was created by Learning through Landscapes  
Registered charity no. in England and Wales 803270 and in Scotland SCO38890

