




<p style="text-align: center;"><u>Prior Knowledge</u></p> <p>Look at the front cover of your book. Using the title and front cover to help you, draw a picture of what you think might happen in the story.</p>	<p style="text-align: center;">Reading Homework Grid</p> <p>Complete the activities with a book of your own choice.</p> 	<p style="text-align: center;"><u>Tricky Words</u></p> <p>Write down any tricky words from your book. What do you think they mean? Use the dictionary to find out what the words mean.</p>
<p style="text-align: center;"><u>Comprehension</u></p> <p>Write a list of questions you could ask someone about the book or ask someone to write down some questions for you to answer.</p> 	<p style="text-align: center;"><u>Visualisation</u></p> <p>Create a wanted poster for a character from your book. Include a description of what they look like.</p>	<p style="text-align: center;"><u>Summary</u></p> <p>Write or draw the most important events that have happened in the story.</p> 
<p style="text-align: center;"><u>Predictions</u></p> <p>Draw a picture of what you think will happen next in the story. Write two sentences about what you think will happen.</p>	<p style="text-align: center;"><u>New Front Cover</u></p> <p>Design a new front cover and blurb for the book you are reading. Include the title and author.</p>	<p style="text-align: center;"><u>Book Review</u></p> <p>Write a review of the book for a friend. Remember to include a little information about the story, your favourite part and a picture of the main character.</p>