

Mentions

1. Type your Tweet as you normally would, but replace any names you include with that person's **@username**. For example: "I love @Twitter!"
2. Click **Tweet** to post it.
3. Our system will recognize and link to the @username in the Tweet.

If you want to interact with our School Twitter account, write **@PrimaryOrchard** somewhere in your tweet and it will link up with our School feed.

Other actions you can use:

To like a Tweet:

1. Make sure you are logged in to Twitter.
2. Click or tap the **heart** and it will turn red, confirming that you've liked the Tweet.
3. You can also like a Tweet from a user's profile page and a Tweet's permalink page.

To undo or remove a like:

1. Log in to Twitter.
2. Find the Tweet you liked (the **heart** will be red).
3. Click or tap the **heart** to undo the like.

Retweeting something you want to share with your followers:

From web:

1. Hover over a Tweet.
2. Click the **Retweet** button 
3. A pop-up will show you the Tweet you're about to Retweet.
4. Click the **Retweet** button.
5. The Tweet will then be shared with all of your followers as a Retweet.


From mobile apps:

1. Go to the Tweet you'd like to share.
2. Tap the **Retweet** icon 
3. From the pop-up, tap **Retweet**.
4. The Tweet will then be shared with all of your followers as a Retweet

How do I see what other people have liked?

- **On the web**, go to the profile page of the account and click on the Likes tab at the top of the Tweet timeline.
- **In the Twitter app (iOS or Android)**, go to the profile of the account and tap Likes.

To post a reply on Twitter:

1. Find the Tweet you want to reply to.
2. Click the **reply icon**  located at the bottom of the Tweet.
3. A Tweet box will pop up with the @username of the account you are replying to added at the beginning of the Tweet. Complete your reply and click **Tweet** to post it.



ORCHARD PRIMARY
SCHOOL

SHARING
LEARNING-
Twitter

Parent Guide



Are you going to visit Twitter from a home computer or Laptop?

1. Go to <http://twitter.com> and find the sign up box, or go directly to <https://twitter.com/signup>.
2. Enter your **full name**, **phone number**, and a **password**.
3. Click **Sign up for Twitter**.
4. In order to verify your phone number, Twitter will send you an SMS text message with a code. Enter the verification code in the box provided.
5. Once you've clicked **Sign up for Twitter**, you can select a **username** (usernames are unique identifiers on Twitter) — type your own or choose one they suggest. Twitter will tell you if the username you want is available.
6. **Double-check** your name, phone number, password, and username.
7. Click **Create my account**.

Are you going to visit Twitter from a tablet or mobile device?

1. Start by visiting your **app store** and downloading the **Twitter app**. Then follow the above steps from 2-7.

How to create a Username

You will need an email address that is not already associated with a Twitter account already. The email address is used to confirm the account and send notices of direct messages and new followers and such.

Create a Profile


A profile will go a long way in letting people know who you are. This is the place you can put in the personal details you want to share.

Tweeting

How to tweet via the internet


1. **Sign in** to your Twitter account.
2. **Type your Tweet** into the box at the top of your Home timeline, or click the **Tweet** button in the top navigation bar.
3. Make sure your update is **fewer than 140 characters**. We'll count the characters for you! Remaining characters show up as a number below the box.
4. If you use Facebook, you'll find that inserting pictures or a video is very similar
5. Click the Tweet button to **post the Tweet** to your profile.
6. You will immediately see your Tweet in the timeline on your homepage

How to tweet on your mobile device


1. Tap on the **Tweet compose** icon 
2. Enter your message, and then tap **Tweet**.
3. A notification will appear in the status bar on your device and will go away once the Tweet successfully sends.

How to find people by name:

Type the person's name or username into the **search box** at the top of your twitter.com Home timeline, or tap the

 **search** icon through your Twitter for iOS or Android app. Your results will show a combination of people and Tweets related to your search.

How to follow from a Tweet

1. Navigate to a Tweet from the account you'd like to follow.
2. Tap the  icon located at the top of the Tweet.
3. Tap **Follow** from the selection menu.

How to follow from an account's profile page

1. Go to the profile page of the account you'd like to follow.
2. Tap the **follow** button 