

Quality indicators help schools, education authorities and inspectors to judge what is good and what needs to be improved in the work of the school. You can find these quality indicators in the publication *How good is our school?*<sup>1</sup>. Quality indicators for the nursery class can be found in the publication *Child at the Centre*<sup>2</sup>. Following the inspection of each school, the Scottish Government gathers evaluations of three important quality indicators to keep track of how well all Scottish schools are doing.

Here are the evaluations for Our Lady and St Joseph's Primary School.

|                                    |                  |
|------------------------------------|------------------|
| <b>Improvements in performance</b> | <b>very good</b> |
| <b>Learners' experiences</b>       | <b>very good</b> |
| <b>Meeting learning needs</b>      | <b>good</b>      |

Nursery class

|                                    |                  |
|------------------------------------|------------------|
| <b>Improvements in performance</b> | <b>very good</b> |
| <b>Children's experiences</b>      | <b>very good</b> |
| <b>Meeting learning needs</b>      | <b>good</b>      |

We also evaluated the following aspects of the work of the school and nursery class.

|  |                  |
|--|------------------|
| <b>The curriculum</b>                      | <b>very good</b> |
| <b>Improvement through self-evaluation</b> | <b>very good</b> |

A copy of the full letter is available on the Education Scotland website at <http://www.educationscotland.gov.uk/inspectionandreview/reports/school/primsec/OurLadyandStJosephsPrimaryNorthLanarkshire.asp>

<sup>1</sup> *How good is our school? The Journey to Excellence: part 3*, HM Inspectorate of Education, 2007, [http://www.educationscotland.gov.uk/Images/HowgoodisourschoolJtEpart3\\_tcm4-684258.pdf](http://www.educationscotland.gov.uk/Images/HowgoodisourschoolJtEpart3_tcm4-684258.pdf).

<sup>2</sup> *The Child at the Centre (2), Self-Evaluation in the early years*, HM Inspectorate of Education, 2007, [http://www.educationscotland.gov.uk/inspectionandreview/Images/catcseey\\_tcm4-712692.pdf](http://www.educationscotland.gov.uk/inspectionandreview/Images/catcseey_tcm4-712692.pdf).

Please note that the term "adequate" in these documents has been replaced with "satisfactory".

[Click **here** and type address]

Address

Address

Address

**T** [Click **here** and type phone number]

**F** [Click **here** and type fax number]

**E** [Click **here** and type emailaddress]

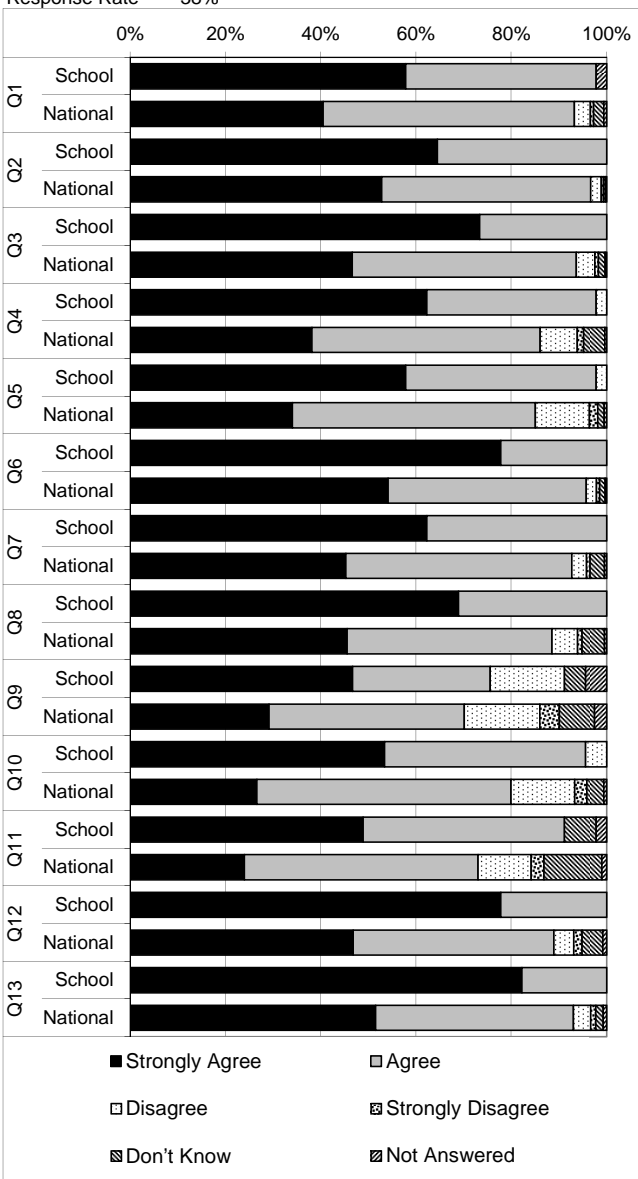
**Textphone** 01506 600236

This is a service for deaf users. Please do not use this number for voice calls as this will not connect.

[www.educationscotland.gov.uk](http://www.educationscotland.gov.uk)

## Parent Questionnaire Summary

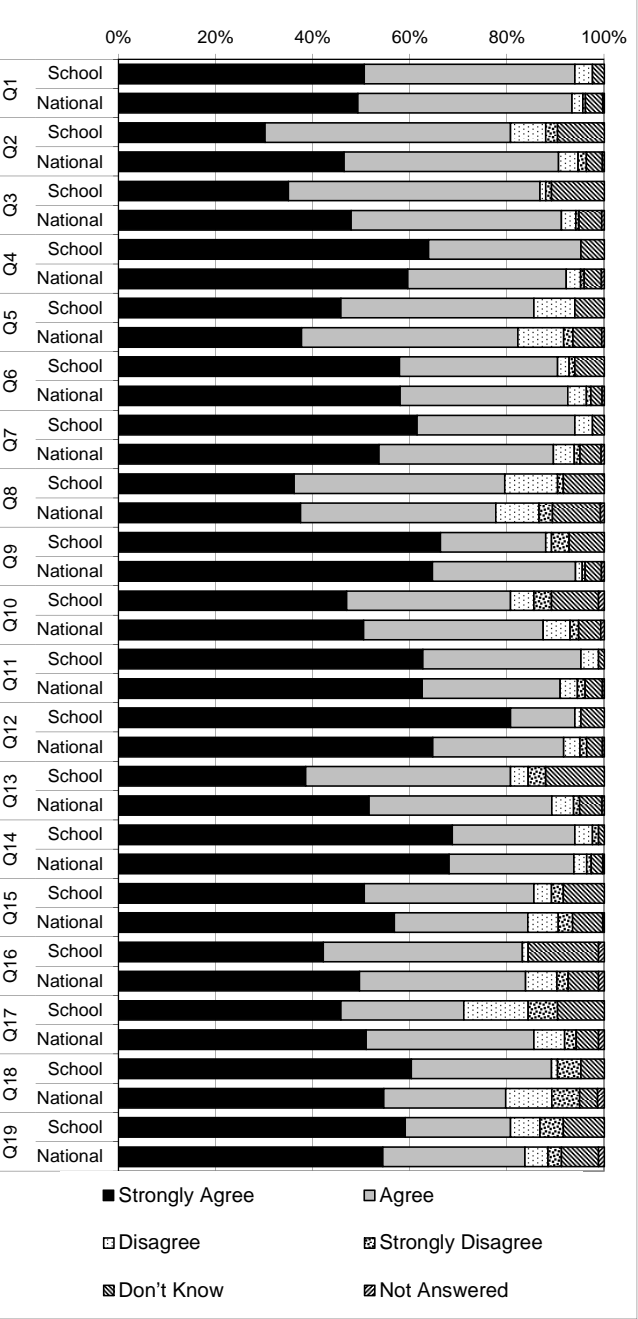
Centre Name Our Lady & St Joseph's Primary School  
SEED Number 8504423  
Quest. Issued 117  
Quest. Input 45  
Response Rate 38%



|     |  | Percentage %   |       |          |                   |            |              |                        |                              |
|-----|--|----------------|-------|----------|-------------------|------------|--------------|------------------------|------------------------------|
|     |  | Strongly Agree | Agree | Disagree | Strongly Disagree | Don't Know | Not Answered | Strongly Agree & Agree | Disagree & Strongly Disagree |
| Q1  | The school helps my child to be more confident.                                    | 58%            | 40%   | 0%       | 0%                | 0%         | 2%           | 98%                    | 0%                           |
| Q2  | My child enjoys learning at school.  | 64%            | 36%   | 0%       | 0%                | 0%         | 0%           | 100%                   | 0%                           |
| Q3  | My child's learning is progressing well.   | 73%            | 27%   | 0%       | 0%                | 0%         | 0%           | 100%                   | 0%                           |
| Q4  | My child is encouraged and stretched to work to the best of their ability.         | 62%            | 36%   | 2%       | 0%                | 0%         | 0%           | 98%                    | 2%                           |
| Q5  | The school keeps me well informed about my child's progress.                       | 58%            | 40%   | 2%       | 0%                | 0%         | 0%           | 98%                    | 2%                           |
| Q6  | My child feels safe at school.   | 78%            | 22%   | 0%       | 0%                | 0%         | 0%           | 100%                   | 0%                           |
| Q7  | My child is treated fairly at school.  | 62%            | 38%   | 0%       | 0%                | 0%         | 0%           | 100%                   | 0%                           |
| Q8  | I feel staff really know my child as an individual and support them well.          | 69%            | 31%   | 0%       | 0%                | 0%         | 0%           | 100%                   | 0%                           |
| Q9  | My child benefits from school clubs and activities provided outside the classroom. | 47%            | 29%   | 16%      | 0%                | 4%         | 4%           | 76%                    | 16%                          |
| Q10 | The school asks for my views.  | 53%            | 42%   | 4%       | 0%                | 0%         | 0%           | 96%                    | 4%                           |
| Q11 | The school takes my views into account.  | 49%            | 42%   | 0%       | 0%                | 7%         | 2%           | 91%                    | 0%                           |
| Q12 | The school is well led.  | 78%            | 22%   | 0%       | 0%                | 0%         | 0%           | 100%                   | 0%                           |
| Q13 | Overall, I am happy with the school.   | 82%            | 18%   | 0%       | 0%                | 0%         | 0%           | 100%                   | 0%                           |

Note: Will not always sum to 100% due to rounding

**Pupil Questionnaire Summary**  
Centre Name Our Lady & St Joseph's Primary School  
SEED Number 8504423  
Quest. Issued 87  
Quest. Input 83  
Response Rate 95%



|     |   | Percentage %   |       |          |                   |            |              |                        |                              |
|-----|---|----------------|-------|----------|-------------------|------------|--------------|------------------------|------------------------------|
|     |   | Strongly Agree | Agree | Disagree | Strongly Disagree | Don't Know | Not Answered | Strongly Agree & Agree | Disagree & Strongly Disagree |
| Q1  | The school is helping me to become more confident.                                    | 51%            | 43%   | 4%       | 0%                | 2%         | 0%           | 94%                    | 4%                           |
| Q2  | I enjoy learning at school.   | 30%            | 51%   | 7%       | 2%                | 10%        | 0%           | 81%                    | 10%                          |
| Q3  | I am getting along well with my school work.  | 35%            | 52%   | 1%       | 1%                | 11%        | 0%           | 87%                    | 2%                           |
| Q4  | Staff encourage me to do the best I can.  | 64%            | 31%   | 0%       | 0%                | 5%         | 0%           | 95%                    | 0%                           |
| Q5  | Staff talk to me regularly about how to improve my learning.                          | 46%            | 40%   | 8%       | 0%                | 6%         | 0%           | 86%                    | 8%                           |
| Q6  | I get help when I need it.  | 58%            | 33%   | 2%       | 1%                | 6%         | 0%           | 90%                    | 4%                           |
| Q7  | Staff listen to me and pay attention to what I say.                                   | 61%            | 33%   | 4%       | 0%                | 2%         | 0%           | 94%                    | 4%                           |
| Q8  | I have a say in making the way we learn in school better.                             | 36%            | 43%   | 11%      | 1%                | 8%         | 0%           | 80%                    | 12%                          |
| Q9  | Staff expect me to take responsibility for my own work in class.                      | 66%            | 22%   | 1%       | 4%                | 7%         | 0%           | 88%                    | 5%                           |
| Q10 | Staff and pupils treat me fairly and with respect.                                    | 47%            | 34%   | 5%       | 4%                | 10%        | 1%           | 81%                    | 8%                           |
| Q11 | I feel safe and cared for in school.  | 63%            | 33%   | 4%       | 0%                | 1%         | 0%           | 95%                    | 4%                           |
| Q12 | I have adults in school I can speak to if I am upset or worried about something.      | 81%            | 13%   | 1%       | 0%                | 5%         | 0%           | 94%                    | 1%                           |
| Q13 | I find it easy to talk to staff and they set a good example.                          | 39%            | 42%   | 4%       | 4%                | 12%        | 0%           | 81%                    | 7%                           |
| Q14 | Staff make sure that pupils behave well.  | 69%            | 25%   | 4%       | 1%                | 1%         | 0%           | 94%                    | 5%                           |
| Q15 | Staff are good at dealing with bullying behaviour.                                    | 51%            | 35%   | 4%       | 2%                | 8%         | 0%           | 86%                    | 6%                           |
| Q16 | The pupil council is good at getting improvements made in the school.                 | 42%            | 41%   | 1%       | 0%                | 14%        | 1%           | 83%                    | 1%                           |
| Q17 | The school encourages me to make healthy-food choices.                                | 46%            | 25%   | 13%      | 6%                | 10%        | 0%           | 71%                    | 19%                          |
| Q18 | I take part in out-of-class activities and school clubs.                              | 60%            | 29%   | 1%       | 5%                | 5%         | 0%           | 89%                    | 6%                           |
| Q19 | I know what out-of-school activities and youth groups are available in my local area. | 59%            | 22%   | 6%       | 5%                | 8%         | 0%           | 81%                    | 11%                          |

**Note:** Will not always sum to 100% due to rounding

# Nursery Parent Questionnaire Summary

Centre Name

Our Lady & St Joseph's Primary School

SEED Number

8504423

Quest. Issued

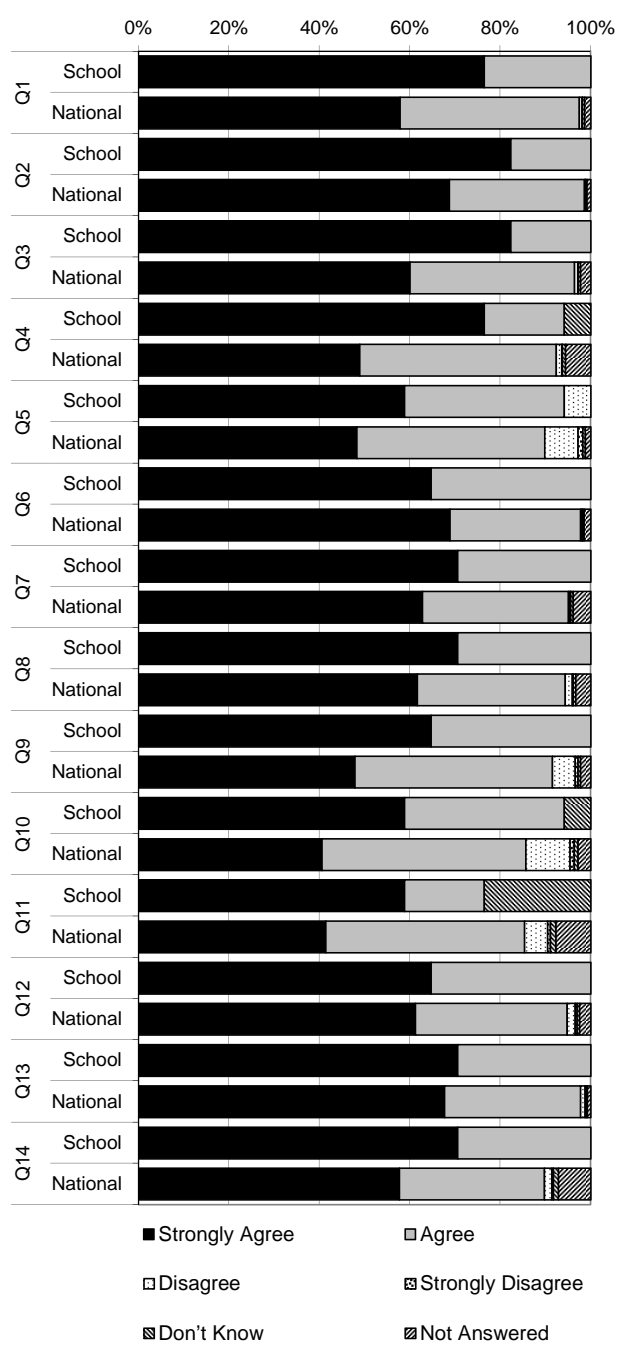
51

Quest. Input

17

Response Rate

33%



|     |  | Percentage %   |       |          |                   |            |              |                        |                              |
|-----|--|----------------|-------|----------|-------------------|------------|--------------|------------------------|------------------------------|
|     |  | Strongly Agree | Agree | Disagree | Strongly Disagree | Don't Know | Not Answered | Strongly Agree & Agree | Disagree & Strongly Disagree |
| Q1  | The nursery helps my child to be more confident.   | 76%            | 24%   | 0%       | 0%                | 0%         | 0%           | 100%                   | 0%                           |
| Q2  | My child enjoys the learning experiences at the nursery.                                   | 82%            | 18%   | 0%       | 0%                | 0%         | 0%           | 100%                   | 0%                           |
| Q3  | My child's learning is progressing well.   | 82%            | 18%   | 0%       | 0%                | 0%         | 0%           | 100%                   | 0%                           |
| Q4  | My child finds most learning activities stimulating and challenging.                       | 76%            | 18%   | 0%       | 0%                | 6%         | 0%           | 94%                    | 0%                           |
| Q5  | The nursery keeps me well informed about my child's progress.                              | 59%            | 35%   | 6%       | 0%                | 0%         | 0%           | 94%                    | 6%                           |
| Q6  | My child feels safe in the nursery.  | 65%            | 35%   | 0%       | 0%                | 0%         | 0%           | 100%                   | 0%                           |
| Q7  | My child is treated fairly in the nursery.   | 71%            | 29%   | 0%       | 0%                | 0%         | 0%           | 100%                   | 0%                           |
| Q8  | I feel staff really know my child as an individual and support him or her well.            | 71%            | 29%   | 0%       | 0%                | 0%         | 0%           | 100%                   | 0%                           |
| Q9  | Staff work in partnership with me to care for and educate my child.                        | 65%            | 35%   | 0%       | 0%                | 0%         | 0%           | 100%                   | 0%                           |
| Q10 | The nursery asks for my views.   | 59%            | 35%   | 0%       | 0%                | 6%         | 0%           | 94%                    | 0%                           |
| Q11 | The nursery takes my views into account.   | 59%            | 18%   | 0%       | 0%                | 24%        | 0%           | 76%                    | 0%                           |
| Q12 | The nursery is well led.   | 65%            | 35%   | 0%       | 0%                | 0%         | 0%           | 100%                   | 0%                           |
| Q13 | Overall, I am happy with the care and education my child gets in the nursery.              | 71%            | 29%   | 0%       | 0%                | 0%         | 0%           | 100%                   | 0%                           |
| Q14 | The nursery has good arrangements for children starting nursery, moving between stages and | 71%            | 29%   | 0%       | 0%                | 0%         | 0%           | 100%                   | 0%                           |

Note: Will not always sum to 100% due to rounding