



OLHS Exam Guide

2025



Contents

1. Admin and IT
2. Biology and Human Biology
3. Business
4. Cake Craft
5. Chemistry
6. Computing Science
7. English
8. Geography
9. History
10. Maths
11. Modern Studies
12. Physics
13. Politics
14. Practical Cookery
15. RMPS
16. Spanish and French
17. Woodwork

1. Admin and IT

Exam Format

- Assignment – 70 marks – Word, PowerPoint, Email, Ed diary, Internet Research & Theory (COMPLETED)
- Question Paper – 50 marks – Spreadsheets, Databases & Theory
- Theory questions are based on the command words – outline, describe, explain (outline being the easiest type of question & explain being the hardest as more detailed is required)

Revision Strategies

- Flashcards – good for memorising theory knowledge such as definitions and keywords
- Teams Assignments – Go over all PowerPoints for all topics, complete all tasks.
- Use Checklists for each topic and red/amber/green
- Use prelim analysis to go over particular areas of difficulty
- Use the videos channels of Teams to watch the videos I have created for skills
- ****Past Papers**** - this is an important strategy in Admin & IT and should be the main focus during revision. It is vital that the marking schemes are used so that they become familiar with the exact language/detail that the SQA are looking for. (The Teacher will be happy to mark any questions!)

Online Resources

- **Achieve** - covers all units in the course. It can be used both in school and remotely. Achieve has notes on each topic, knowledge questions, past paper questions & solutions.
- **BrightRed** - offers free supporting tests, activities and links to the Admin topics.
- **SQA Website** – Past Papers & Solutions PLUS course reports, these are documents which show areas of strength & common errors that were made by pupils the previous year

OLHS Resources

- Theory jotters – should now have notes for every unit
- Admin packs – should have prints for every skill required in the exam
- Class Textbooks – Covers notes for every topic plus questions
- TEAMS – Teaching PowerPoints on every topic as well as practice tasks. Past paper tasks & solutions broken down by topics.

2. Biology and Human Biology

Exam Format

- Section 1 – Multiple Choice Questions
- Section 2 – Long Answer Questions
- Questions are a mixture of knowledge and problem-solving style questions. There will be one or two extended answer questions which are worth 4 marks. There is also an essay at the end which is worth 8-10 marks.

Revision Strategies

- Flashcards – good for memorising knowledge such as definitions and keywords
- Mind Maps – create one for each unit. Allows links between topics to be clearly seen and embedded
- ****Past Papers**** - this is the **most important** strategy in Biology and should be the main focus during revision. It is vital that the marking schemes are used so that they become familiar with the exact language/detail that the SQA are looking for. (Teachers will be happy to mark any questions!)

Online Resources

- JABChem Human Biology – best for past papers. Includes many more years of past papers than the SQA website including the marking schemes
- BBC Bitesize – best for notes and revising material. There are often wee videos for the topics and basic check tests which self-mark.
- Scholar and Achieve – best for self-marking check tests. The notes are quite wordy but there are check questions scattered throughout and there are both topic and unit tests which self-mark.
- Mr Mitchell Biology YouTube – best for tutorial videos. Scottish teacher who has made short videos for the entire course in a mini-lesson format. Also has several videos showing how to tackle past papers.
- Mr Murray Biology – Website full of revision questions, mind maps and short YouTube videos explaining difficult concepts.

OLHS Resources

- Class jotters – full of notes from the course
- TEAMS – past paper booklets and answers arranged by unit, past paper question hyperlink document, homework booklets and answers, PowerPoints for full course and various other revision materials.

3. Business Management

Exam Format

- Assignment – 30 marks (COMPLETED)
- Question Paper – 90 marks – 2 sections
 - Section 1: Case Study – 40 marks
 - Section 2: Knowledge Questions – 50 marks
- Topics: Understanding Business, Marketing, Operations, Human Resources & Finance.
- Command words- identify/state, outline, draw, describe, compare, justify, discuss distinguish & explain

Revision Strategies

- Flashcards – good for memorising theory knowledge such as definitions and keywords
- Mind maps – good for organising theory topics
- Teams Assignments –Go over all PowerPoints for all topics, complete all tasks.
- Use Checklists for each topic and red/amber/green
- Use prelim analysis to go over particular areas of difficulty
- ****Past Papers**** - this is the **most important** strategy in Business and should be the main focus during revision. It is vital that the marking schemes are used so that they become familiar with the exact language/detail that the SQA are looking for. (The Teacher will be happy to mark any questions!)

Online Resources

- **BBC Bitesize** - best for notes and revising material. There are often wee videos for the topics and basic check tests which self-mark.
- **SCHOLAR** - best for self-marking check tests. The notes are quite wordy but there are check questions scattered throughout and there are both topic and unit tests which self-mark.
- **Achieve** - covers all units in the course. It can be used both in school and remotely. Achieve has notes on each topic, knowledge questions, past paper questions & solutions.
- **SQA Website** – Past Papers & Solutions **PLUS** course reports, these are documents which show areas of strength & common errors that were made by pupils the previous year.

OLHS Resources

- Jotters – should now have notes for every unit
- Business folders – contain tasks that can be help revise topics.

- TEAMS –Teaching PowerPoints on every topic as well as practice tasks. Past paper tasks & solutions broken down by topics.
- Class Textbooks – These have notes for every topic, plus practice questions/

4. Cake Craft

Exam Format

There are three parts to this exam

1. Assignment – sat in school but sent to SQA for marking.
2. Practical – Sat in school and marked in school.
3. Written Paper – Sat in school and marked by SQA.

Revision strategies

- Past papers can be completed and handed in for marking.
- Studying course booklets.
- Completion of homework.
- Revision documents on TEAM.
- Practicing skills at home.

Online resources

- SQA website – past papers
- TEAMS
- BBC Bitesize

OLHS resources

- Course booklets, completed in class.
- Supported study – Wednesday lunchtimes.
- Easter school.
- Nat 5 textbook – can be borrowed from faculty.

5. Chemistry

Exam Format

- Section 1 – Multiple Choice Questions
- Section 2 – Long Answer Questions
- Questions are a mixture of knowledge and problem-solving style questions. There will be 2 ‘essay style’ questions. They often include a mix of topics or units within the same question to add complexity.

Revision Strategies

- Flashcards – good for memorising knowledge such as definitions and keywords
- Mind Maps – create one for each unit. Allows links between topics to be clearly seen and embedded
- ****Past Papers**** - this is the **most important** strategy in chemistry and should be the main focus during revision. It is vital that the marking schemes are used so that they become familiar with the exact language/detail that the SQA are looking for. (Teachers will be happy to mark any essay questions!)

Online Resources

- JABChem – best for past papers. Includes many more years of past papers than the SQA website and includes full working/explanations for almost all the past papers. There are also notes available on here.
- BBC Bitesize – best for notes and revising material. There are often wee videos for the topics and basic check tests which self-mark.
- Scholar – best for self-marking check tests. The notes are quite wordy but there are check questions scattered throughout and there are both topic and unit tests which self-mark.
- Miss Adams YouTube – best for tutorial videos. Scottish teacher who has made short videos for the entire course in a mini-lesson format. Also has several videos showing how to tackle past papers.

OLHS Resources

- Big Green Notebook(s) – a full ‘textbook’ of all the written notes for the entire course
- Summary Notes – printed notes for each unit in bullet point format
- TEAMS – past paper booklets and answers arranged by unit, past paper question hyperlink document, homework booklets and answers, PowerPoints for full course and various other revision materials.

6. Computing Science

Course Assessment Format (National 5 and Higher)

Question Paper – 80 Marks

- ★ Section 1: Software design and development – 42 marks
- ★ Section 1: Computer systems – 13 marks.
- ★ Section 2: Web design and development – 25 marks.

Each section begins with several short, stand-alone questions ‘C’ mark questions. This is followed by more challenging, context-based questions with multiple parts. These require a range of responses including restricted and extended response, designing solutions and writing code, and feature both ‘C’ mark and ‘A’ mark questions. Some questions are designed to be more challenging and will require candidates to integrate skills, knowledge and understanding, provide detailed descriptions or explanations, and analyse, compare, and evaluate code.

Assignment – 40 Marks

- ★ Section 1: Software design and development – 25 marks.
- ★ Section 2: Web design and development – 15 marks.


The assignment must be carried out within 6 hours. The assignment is conducted under open-book conditions, which means candidates are permitted to access resources such as programming manuals, class notes, textbooks and programs they have written throughout the course.

Revision Strategies

- ★ **Flashcards** – good for memorising knowledge such as definitions and keywords
- ★ **Mind Maps** – create one for each unit. Allows links between topics to be clearly seen and embedded
- ★ **SQA Past Papers** - Great for revising the types of questions that appear every year. It is a good idea to look at SQA marking schemes when practicing these papers so that pupils become familiar with the exact language that the SQA is looking for. (Mr Hughes will happily mark any papers that you complete).

Online Resources

- ★ <https://achieve.hashtag-learning.co.uk/> Great website for ensuring course knowledge in all areas and great for focussing on specific areas of weakness.
- ★ <https://sites.google.com/rgc.aberdeen.sch.uk/rgc-n5computing> – (National 5)
- ★ <https://sites.google.com/rgc.aberdeen.sch.uk/rgc-highercomputing/home> - (Higher). Fantastic websites that not only has notes for each section but has Past Papers, Flash Cards and a handy Glossary.
- ★ <https://www.bbc.co.uk/bitesize/subjects/zfs3kqt> – best for notes and revising material. There are often videos for the topics and basic check tests which self-mark.
- ★ <https://scholar.hw.ac.uk/> – (Higher Only) best for self-marking check tests only. The notes are too wordy and often cover topics that aren't examined in the SQA exam.



OLHS Resources

- ★ **TEAMS** – All course notes, revision materials and presentations are on class Teams.
- ★ **Pupil Share** – All course notes, revision materials and presentations are on class Teams.
- ★ **Ten Questions Revision Questions** – Exam type questions grouped by topic and available on the Team and in the Pupil Share.

Course Assessment Format (Advanced Higher)

Question Paper – 55 Marks

- ★ Section 1: Software design and development – 35 marks
- ★ Section 2: Web design and development – 20 marks.

Proportion of 'A' and 'C' type marks:

- ★ approximately 30% of marks 'A' type
- ★ approximately 50% of marks 'C' type

The question paper is designed using the following range of marks, against each area of content and skills.

Project – 80 Marks

The project is approximately 60% of the overall marks for the course assessment. The project is designed to allow candidates to demonstrate their ability to work independently. In OLHS the project must be based on software design and development or web design and development, include at least two concepts from this area of the course and integrate with one of the other two areas of the course

There is no time limit for the project. It is recommended that the project is completed within 40 hours. Candidates gain marks for the following stages of the project:

Skill	Marks
analysis of the problem	10
design of the solution	20
Implementation	30
testing the solution	15
evaluation of the solution	5


Revision Strategies

- ★ **SQA Past Papers** - Great for revising the types of questions that appear every year. It is a good idea to look at SQA marking schemes when practicing these papers so that pupils become familiar with the exact language that the SQA is looking for. (Mr Hughes will happily mark any papers that you complete).


Online Resources

- ★ <https://sites.google.com/rgc.aberdeen.sch.uk/rgcahcomputingrevision/home> – Fantastic websites that has notes for each section.
- ★ <https://scholar.hw.ac.uk/> – best for self-marking check tests only. The notes are too wordy and often cover topics that aren't examined in the SQA exam.

AH Revision Site



Scholar



OLHS Resources

- ★ **TEAMS** – All course notes, revision materials and presentations are on class Teams.
- ★ **Pupil Share** – All course notes, revision materials and presentations are on class Team

7. English

Exam format:

National 5

Paper 1 – **RUAE** (Reading for Understanding/Analysis/Evaluation)

1 Hour, 30 Marks (*weighted at 30%*)

Paper 2 – **Critical Reading** (Contains **Scottish Text & Critical Essay**)

1 hour 30, 20 marks Scottish Text, 20 Marks Critical Essay (*weighted at 40%*)

Folio - Already Submitted (*weighted at 30%*)

Higher

Paper 1 – **RUAE** (Reading for Understanding/Analysis/Evaluation)

1 Hour 30, 30 Marks (*weighted at 30%*)

Paper 2 – **Critical Reading** (Contains **Scottish Text & Critical Essay**)

1 hour 30, 20 marks Scottish Text, 20 Marks Critical Essay (*weighted at 40%*)

Folio - Already Submitted (*weighted at 30%*)

Revision/ Preparation Strategies:

Paper 1: RUAE

- Pupils need to know their question formulas (as taught in class from S1).
- Pupils need to be aware of the function of punctuation/sentence structure devices.
- Notes will be in class jotters/on class team/departmental year group team.
- Completing past papers (especially under timed conditions) is helpful.
- Reading broadsheet news paper articles will expose pupils to the style of writing to expect in the exam (identifying the main points of the article, as well as the writer's use of WITS is also helpful).
- BBC bitesize has useful information/ tests for this section of the paper.
- Achieve

Paper 2: Scottish Text

- Pupils will have been taught an approved Scottish Text novel/selection of short stories/play/selection of poems in preparation for this paper.
- Poems should be fully annotated and/or have accompanying pupil created notes to ensure a full understanding of the texts They will have had the opportunity to do this in class, but resources will also be in class teams).
- Drama and Prose texts should have accompanying notes on theme/character/setting etc, pupils will have had the opportunity to do this in class, but materials will also be in class jotters or in class teams)
- Quotations need to be memorised for final question
- Completing past papers (especially under timed conditions) is helpful.
- BBC bitesize has useful information/ tests for this section of the paper.
- Pupils would do well to remember that answering questions in this part of the paper uses skills transferable from the RUAЕ paper so question formula may be similar.
- Answers in this paper need to demonstrate an understanding of the main concerns of the text and craft of the writer.
- Pupils should be aware of the structure of the final question and practice 8/10 mark question.

Paper 2: Critical Essay

- Pupils will have been taught one piece of literature (in a different genre to that taught in Scottish Text). They should be familiar with the text. Re-reading will be helpful.
- They should have access to any notes in class teams.
- Pupils have been taught critical essay structure since S1 and should be familiar with how to interpret questions and how to structure paragraphs (using TART & PEAPPEAR) and essays.
- Pupils will have done a variety of work in class, on preparing and producing different types of essays and pupils should be knowledgeable on how to write more than one type of essay for their text (eg Theme, Character, Key Incident etc).
- Pupils should be trying to complete different types of essays under times conditions with no notes.
- Quotations from text should be memorised (flashcards can be useful).

8. Geography

Higher Geography Course

Course overview

For pupils undertaking the **Higher Geography course**:

- Assignment – 30 marks - (fieldwork and write up completed during school hours, with additional work completed at home) – this is sent away to be marked by SQA Examiners.
- Paper 1 – 100 marks – 1 hour 50 minutes – Physical and Human Environments.
- Paper 2 – 60 marks – 1 hour 10 minutes - Global Issues and Geographical Skills.

Physical Environments

- ★ Atmosphere
- ★ Hydrosphere
- ★ Lithosphere
- ★ Biosphere

Human Environments

- ★ Population
- ★ Rural
- ★ Urban

Global Issues/Geographical Skills

- ★ Global climate change
- ★ Development and health:
- ★ Mapping skills:

Support in Geography

Teams

All pupils have access to Teams where a range of resources are available to assist with revision and studying content covered in class:

- Revision Quizzes – various past paper questions are asked about each topic – this allows pupils to have detailed feedback on where to improve their answers.
- PowerPoints covered in class should a pupil be absent or miss any class time to allow them to read over the notes. Pupils can also access any printed resources they have missed during class by speaking to their teacher upon their return.
- Individual Past Paper Question PowerPoints for each topic, including the marking scheme to allow pupils to assess and self-evaluate their written answers.

- Homework is posted at regular intervals on Teams, this allows learners to consolidate knowledge they have learned during class time and receive individual feedback.

Achieve

Our faculty subscribes to the Achieve website/software. Your child has an account for Achieve and can use this website to revise content, answer questions, and receive instant feedback. <https://achieve.hashtag-learning.co.uk/>. Pupils have been given time during class to sign up to this service.

BBC Bitesize

BBC Bitesize has a summary of every topic taught at Higher level – this includes diagrams, videos and also some short revision quizzes that can be completed.

Supported Study

Supported Study is offered at various Lunchtimes from 12.45 – 1.10pm – these days are flexible to suit the needs of the pupils – please check with class teachers to confirm the days.

Summary Notes booklet

All pupils have been given a comprehensive “Summary Booklet” of all the notes/case studies they have covered in Higher Geography – this is an invaluable tool that can be utilised when revising.

Retrieval Practice Methods

Retrieval Practice is used during class time to challenge and support pupils with recalling their knowledge and bringing it to the forefront of their minds. There are several “Retrieval Practice” tasks your child can complete at home – this is a more effective method of revision than simply reading over notes. Examples could be:

<p><u>Self-test</u></p> <p>Use your notes/textbook to create a quiz to self-test yourself.</p>	<p><u>Flash Cards</u></p> <p>Create a set of flash card with Q&As, ready to test yourself.</p>	<p><u>Past Papers</u></p> <p>Complete a past exam paper and use the marking scheme to self-assess.</p>
<p><u>Revision Clock</u></p> <p>Break down the topic into 12 sections and complete a revision clock.</p>	<p><u>Brain Dump</u></p> <p>Complete a brain dump with as much as you can recall, then check your notes to see what you forgot.</p>	<p><u>Mind Map</u></p> <p>Create a mind map from memory, then check, review and add to your mind map.</p>
<p><u>Infographic</u></p> <p>Create an infographic with sketches and notes from memory.</p>	<p><u>Summarise</u></p> <p>Write an overview of the key topics from memory, then refer back to your notes and add to this where you feel necessary.</p>	<p><u>Retrieve, Record and Review</u></p> <p>Record yourself retrieving as much information as you can verbally, then listen back and review.</p>

National 5 Geography Course

Course overview

For pupils undertaking the **N5 Geography** course:

- 20 mark Assignment (20% of overall grade), based on research carried out during a fieldtrip to Glasgow is conducted under exam conditions with a time limit of 1 hour. The Assignment is sent away to be marked by the SQA and combined with a pupil's final exam grade to receive an overall score.
- Final SQA Exam worth 80 marks (80% overall grade) will take place in April 2024, this will take 2 hours and 20 minutes.

The content taught can be separated into three distinct units: **Physical Environments**, **Human Environments** and **Global Issues** – these have been taught in varying order across S3 and S4.

For all Units pupils are taught specific case studies that they should reference by name, where appropriate. Many topics and questions relate to either a Developed or Developing country and should be answered appropriately

Physical Environments

- *Rivers and their Valleys*
- *Upland Limestone landscapes*
- *Land Use (Map Work)/Land Use Conflicts*
- *Weather*

Human Environments

- *Population*
- *Urban.*
- *Rural*

Global Issues

- *Climate Change*
- *Health*

Geographical Skills

Skills in Geography are covered by completing Map Work (four and six figure Grid References, identifying features from a map, etc) – these questions are worked in each topic in various different forms and have been completed throughout the S3/4 course.

Reading and interpretation of information from a Geographical source – this would be completed under Global Issues questions in the exam and involve reading information from either a graph or a map with a key and pupils would describe in detail the trends/increases/decreases that are being shown on the source.

Support in Geography

Teams

All pupils have access to Teams where a range of resources are available to assist with revision and studying content covered in class:

- Revision Quizzes – various past paper questions are asked about each topic – this allows pupils to have detailed feedback on where to improve their answers.
- PowerPoints covered in class should a pupil be absent or miss any class time to allow them to read over the notes. Pupils can also access any printed resources they have missed during class by speaking to their teacher upon their return.
- Individual Past Paper Question PowerPoints for each topic, including the marking scheme to allow pupils to assess and self-evaluate their written answers.
- Homework is posted at regular intervals on Teams, this allows learners to consolidate knowledge they have learned during class time and receive individual feedback.

Achieve

Our faculty subscribes to the Achieve website/software. Your child has an account for Achieve and can use this website to revise content, answer questions, and receive instant feedback. <https://achieve.hashtag-learning.co.uk/>. Pupils have been given time during class to sign up to this service.

BBC Bitesize

BBC Bitesize has a summary of every topic taught at National 4 and 5 level – this includes diagrams, videos and also some short revision quizzes that can be completed.

Supported Study

Supported Study is offered at various Lunchtimes from 12.45 – 1.10pm – these days are flexible to suit the needs of the pupils – please check with class teachers to confirm the days.

Summary Notes booklet

All pupils have been given a comprehensive “Summary Booklet” of all the notes/case studies they have covered in S3/4 Geography – this is an invaluable tool that can be utilised when revising.

Retrieval Practice Methods

Retrieval Practice is used during class time to challenge and support pupils with recalling their knowledge and bringing it to the forefront of their minds. There are several “Retrieval Practice” tasks your child can complete at home – this is a more effective method of revision than simply reading over notes.

9. History

Higher History

Course content:

The Higher History course has three areas of study. In OLHS, we focus on the following topics:

- British section- **Britain 1851-1951 (Assessed in Paper 1)**
- Scottish section- **Migration and Empire 1830-1939 (Assessed in Paper 1)**
- European and World- **Russia 1881-1921 (Assessed in Paper 2)**

Detailed information on what we will cover in each of these sections can be found in the SQA course descriptors (linked in the QR code section). Candidates spend 4 periods per week on Paper 1 topics and 2 periods per week on Paper 2.

Assessment:

- Pupils will complete “key issue” assessments as they finish a section every few weeks to support and monitor their progress. These take the format of timed essays (45 minutes) or timed source analysis questions (timing depends on the question type(s) assessed)
- The final exam timetable will be issued to pupils before their exam diet in May/June and can also be found on the SQA website 6 months in advance (linked in the QR code section).

Higher History has two assessment components as follows:

Assignment	27% of overall mark 1 hour 30 minutes class write up under exam conditions.	<ul style="list-style-type: none">• Pupils have an open choice of a historical question which allows them to analyse and evaluate a historical issue.• Pupils will conduct independent research into their issue and organise their findings in an essay style response. (8 hours-class time and home study)• Pupils will produce their findings under timed, exam conditions in class.
-------------------	--	---

Final exam	<p>73% of overall mark</p> <p>Paper 1 – 1 hour and 30 minutes</p> <p>Paper 2 – 1 hour and 30 minutes</p>	<p>The final exam consists of two Papers. Paper 1 assesses candidates' skills in writing a persuasive argument about a historical issue in the format of an academic essay. Paper 2 assesses their skills in analysing historical sources and demonstrating their wider knowledge of the content within them.</p> <p>There are six types of questions that pupils will practice answering throughout the year, that will appear in the final exam:</p> <p>In Paper 1, candidates are given a choice of questions. In the British section, they will be given three questions and will select one to answer in the format of an essay. In the Russia section they will be given three questions and will select one to answer in the format of an essay. Candidates will not know in advance of the exam which topics will be selected by the SQA, so it is vital that they are prepared to write an essay on any of the topics we learn in class. Only learning two or three of the topics well leaves candidates in danger of being unable to answer any questions in their exam.</p> <p>In Paper 2, candidates will be given 4 questions. There are 4 subtopics in Migration and Empire, which is the Scottish section we cover in our course. Candidates will definitely be asked a question on each subtopic.</p>
-------------------	--	---

QR codes:

SQA course descriptors



Achieve



BBC Bitesize Higher History



SQA exam timetable 2025



Ways to support your child in their Higher History journey:

- **Summary Notes Booklets:** At the end of each unit covered, pupils are issued with a 'Summary Notes Booklet' containing all of the vital knowledge and arguments needed for revision to supplement the work done in class. Parents are encouraged to question pupils on the knowledge they have learned, by use of these booklets.
- **Teams:** PowerPoints and notes used in class (as well as digital copies of the summary notes) can be found on their History Teams page. Please encourage pupils to use these, particularly in the case of catching up if they have been absent.
- **Supported Study:** Supported study for Higher History is offered on a Tuesday after school from 4-5pm. This is an important opportunity for additional targeted support and revision. Please encourage your child to attend and discuss their learning/progress with them following the supported study session.

- **Past Paper Practise:** SQA past papers and marking instructions are available for free online. These can be used to support your child’s revision. Teacher’s will happily mark any additional past paper practise completed at home. These can be accessed through the SQA website, or pupils can find past papers on specific topics easily via Achieve.
- **Achieve:** Pupils have been taught how to navigate this website in class. A code has been provided by their teacher to enable them to join their class team. ‘Achieve’ allows pupils to revise course content in a digestible way, complete revision quizzes, self-evaluate, find further learning website links, practice SQA past paper questions and mark their own work with SQA marking instructions.
- **Retrieval Practice:** Research shows us that the “retrieval” process cements learning in the long-term memory, enabling a more efficient process of retrieving/recalling the information in the future. We would encourage you to make use of these strategies as part of their revision at home. The table below will support yourself and yourself in doing so.

Retrieval Practice Menu		
<p><u>Self-test</u></p> <p>Use your notes/textbook to create a quiz to self-test yourself.</p>	<p><u>Flash Cards</u></p> <p>Create a set of flash card with Q&As, ready to test yourself.</p>	<p><u>Past Papers</u></p> <p>Complete a past exam paper and use the marking scheme to self-assess.</p>
<p><u>Revision Clock</u></p> <p>Break down the topic into 12 sections and complete a revision clock.</p>	<p><u>Brain Dump</u></p> <p>Complete a brain dump with as much as you can recall, then check your notes to see what you forgot.</p>	<p><u>Mind Map</u></p> <p>Create a mind map from memory, then check, review and add to your mind map.</p>
<p><u>Infographic</u></p> <p>Create an infographic with sketches and notes from memory.</p>	<p><u>Summarise</u></p> <p>Write an overview of the key topics from memory, then refer back to your notes and add to this where you feel necessary.</p>	<p><u>Retrieve, Record and Review</u></p> <p>Record yourself retrieving as much information as you can verbally, then listen back and review.</p>

- **Skills Guide:** Pupils have been issued with a ‘Skills guide’ which details how to answer and structure each of the Paper 2 question types, and they should refer to it until they are comfortable answering without aid.

National 5 History

Course content:

The National 5 History course has three areas of study. In OLHS, we focus on the following topics over S3 and S4:

- S3: British section- **The Atlantic Slave Trade, 1770-1807**
- S3-4: Scottish section- **Era of the Great War, 1900-1928**
- S4: European and World- **Hitler and Nazi Germany, 1919-1939**

Detailed information on what we will cover in each of these sections can be found in the SQA course descriptors (linked in the QR code section). Pupils will cover these topics in class, which they attend four times per week.

Assessment:

- Pupils will complete “key issue” assessments as they finish a section every few weeks to support and monitor their progress.
- National 5 pupils will complete a Prelim exam in late November/early December which will imitate the final exam.
- The final exam timetable will be issued to pupils before their exam diet in May/June and can also be found on the SQA website 6 months in advance (linked in the QR code section).

National 5 History has two assessment components as follows:

Assign ment	20% of overall mark 1 hour class write up under exam conditions.	<ul style="list-style-type: none"> • Pupils have an open choice of a historical question which allows them to analyse and evaluate a historical issue. • Pupils will conduct independent research into their issue and organise their findings in an essay style response. (8 hours- class time and home study) • Pupils will produce their findings under timed, exam conditions in class.
Final exam	80% of overall mark 2 hr 20 min under exam conditions.	<p>The final exam question paper consists of all 3 areas of study detailed above.</p> <p>There are six types of questions that pupils will practice answering throughout the year, that will appear in the final exam:</p> <ul style="list-style-type: none"> • Questions which rely on pupils recall of historical <u>knowledge</u> include: <ul style="list-style-type: none"> - Describe - Explain - Short Essay • Questions where pupils will be presented with historical <u>sources</u> and be asked to evaluate, compare, or put into context include: <ul style="list-style-type: none"> - How Fully - Evaluate the usefulness - Compare

SQA course descriptors	Achieve	BBC Bitesize National 5 History	SQA exam timetable 2024
			

Ways to support your child in their National 5 History journey:

- **Summary Notes Booklets:** At the end of each unit covered, pupils are issued with a 'Summary Notes Booklet' containing key information and exam style questions. Parents are encouraged to question pupils on the knowledge they have learned, by use of these booklets.
- **Teams:** PowerPoints and notes used in class (as well as digital copies of the summary notes) can be found on their History Teams page. Please encourage pupils to use these, particularly in the case of catching up if they have been absent.
- **Supported Study:** Supported study for National 5 history is offered on a Monday after school (4-5pm) and a mixed group of Modern Studies and History is offered on a Wednesday after school (4-5pm). This is an important opportunity for additional targeted support and revision. Please encourage your child to attend and discuss their learning/progress with them following the supported study session.
- **Past Paper Practise:** SQA past papers and marking instructions are available for free online. These can be used to support your child's revision. Teacher's will happily mark any additional past paper practise completed at home. These can be accessed through the SQA website, or pupils can find past papers on specific topics easily via Achieve.
- **Achieve:** Pupils have been taught how to navigate this website in class. A code has been provided by their teacher to enable them to join their class team. 'Achieve' allows pupils to revise course content in a digestible way, complete revision quizzes, self-evaluate, find further learning website links, practice SQA past paper questions and mark their own work with SQA marking instructions.
- **Retrieval Practice:** Research shows us that the "retrieval" process cements learning in the long-term memory, enabling a more efficient process of retrieving/recalling the information in the future. We would encourage you to make use of these strategies as part of their revision at home. The table below will support yourself and yourself in doing so.
- **Skills Guide:** Pupils have been issued with a 'Skills guide' which details how to answer and structure each of the question types, and they should refer to it until they are comfortable answering without aid.

Retrieval Practice Menu

<p><u>Self-test</u></p> <p>Use your notes/textbook to create a quiz to self-test yourself.</p>	<p><u>Flash Cards</u></p> <p>Create a set of flash card with Q&As, ready to test yourself.</p>	<p><u>Past Papers</u></p> <p>Complete a past exam paper and use the marking scheme to self-assess.</p>
<p><u>Revision Clock</u></p> <p>Break down the topic into 12 sections and complete a revision clock.</p>	<p><u>Brain Dump</u></p> <p>Complete a brain dump with as much as you can recall, then check your notes to see what you forgot.</p>	<p><u>Mind Map</u></p> <p>Create a mind map from memory, then check, review and add to your mind map.</p>
<p><u>Infographic</u></p> <p>Create an infographic with sketches and notes from memory.</p>	<p><u>Summarise</u></p> <p>Write an overview of the key topics from memory, then refer back to your notes and add to this where you feel necessary.</p>	<p><u>Retrieve, Record and Review</u></p> <p>Record yourself retrieving as much information as you can verbally, then listen back and review.</p>

10. Maths

Exam Format - Advanced Higher, Higher, National 5 Maths and National 5 Applications of Maths

These levels are graded on the final assessment only. Each assessment consists of two papers.

- Paper 1 – Non Calculator Paper
- Paper 2 - Calculator Paper

Each paper has a Formula List with some of the formulae needed to complete the assessment.

Revision Strategies

- The best preparation for a Maths Assessment is practice!
- After every Maths Assessment, from S1- S6, pupils complete an evaluation. This shows pupils the topics in which they were successful and which topics are areas for improvement. This should help our young people focus their revision.
- Pupils can find a wealth of revision materials on many different websites, which we show pupils regularly in class and share with them on Teams.

Online Revision

Advanced Higher Maths

- Free Advanced Higher Maths – excellent website with Past Papers, Practice Papers, Topic Specific Practice, Videos and more! Free AH Maths - Whole Course - Advanced Higher Maths
- Pupils have access to Scholar through their glow accounts. There are very good notes and exercises to try here
Higher Maths
- Free Higher Maths - excellent website with Past Papers, Practice Papers, Topic Specific Practice, Videos and more! Free Higher Maths – Whole Course - Higher Mathematics
- Higher Maths from Maths.scot Higher Maths – Free Resources for Exam Success
- Maths Revision.com - has PowerPoints with notes and examples, as well exercises for revision too. <https://www.mathsrevision.com/>

National 5 Maths

- Free National 5 Maths - excellent website with Past Papers, Practice Papers, Topic Specific Practice, Videos and more! Free N5 Maths - Whole Course - National 5 Maths
- Corbett Maths – videos and exercises for practice.
- There are lots of resources on here by topic. Pupils will need to know which area they are interested in revising first and finding the correct section on the page. Videos and Worksheets – Corbettmaths
- Maths Revision.com - has PowerPoints with notes and examples, as well exercises for revision too. <https://www.mathsrevision.com/>

National 5 Applications of Maths

- Free National 5 Applications of Maths - excellent website with Past Papers, Practice Papers, Topic Specific Practice, Videos and more! Free N5 Applications of Maths - National 5 Maths
- Corbett Maths – videos and exercises for practice.
- There are lots of resources on here by topic. Pupils will need to know which area they are interested in revising first and finding the correct section on the page. Videos and Worksheets – Corbettmaths
- Maths Revision.com - has PowerPoints with notes and examples, as well exercises for revision too. <https://www.mathsrevision.com/>

OLHS Resources

- Pupils will copy notes and examples into their jotters in most lessons. Pupils are encouraged to take care of their jotters and keep them safe at home when full, allowing pupils to refer back to them for revision.
- Where appropriate lessons and resources are shared on the class Teams. This will often involve links to websites the pupils should make use of.
- There are many opportunities available to our young people for Supported Study during lunchtimes.

11. Modern Studies

Ways in which you can support your child in Higher Modern Studies

Course Overview

The Higher Modern Studies course assessment has three parts:

- The Assignment is worth 30 marks and lasts 1 hour and 30 minutes. This will be written under exam conditions in February 2025.
- Question paper 1 is worth 52 marks and lasts 1 hour and 45 minutes. This will take place on 23rd May 2025.
- Question paper 2 is worth 28 marks and lasts 1 hour and 15 minutes. This will take place on 23rd May 2025.

Content delivered in Our Lady's High School

There is flexibility for Modern Studies teachers across the country to personalise their courses, to a certain extent. As a result, your child may be studying a different option from one of their friends in another school. The different units, topics and options your child will learn about are listed below.

Section 1: Democracy in Scotland and the United Kingdom	R A G
Issue 1 - Possible alternatives for the governance of Scotland.	
Issue 2 - Implications of the UK's decision to leave the European Union (EU).	
Issue 3 - Effectiveness of parliamentary representatives in holding government to account.	
Issue 4- Strengths and weaknesses of Additional Member System and First Past the Post (electoral systems).	
Issue 5- Factors which influence voting behaviour including class, age and media.	
Issue 6 - Ways in which citizens can influence government decision-making, including pressure groups.	

Section 2: Social issues in the United Kingdom (Option 1 - Social inequality)	R A G
Issue 1 - Reasons why income and wealth inequality exist.	
Issue 2 - Reasons why health inequalities exist.	
Issue 3 - Effect of inequality on a group or groups in society (women and ethnic minorities).	
Issue 4- Individualist and collectivist debate.	
Issue 5- Effectiveness of measures taken to tackle inequalities, including government measures.	

Section 3: International issues (Option 2 - World issues) Terrorism	R A G
Issue 1 - Social, economic and political factors which have caused terrorism.	
Issue 2 - Effects of terrorism on individuals, families and communities.	
Issue 3 - Effects of terrorism on the governments involved and the wider international community.	
Issue 4- Effectiveness of the UK and USA in tackling terrorism.	
Issue 5- Effectiveness of international organisations in tackling terrorism (UN, NATO, EU and AU).	

More information can be found on the SQA Higher Modern Studies page - <https://www.sqa.org.uk/sqa/47924.html> This page contains the most up-to-date information from the SQA and underpins our journey.

Ways in which you can support your child in their journey to success in Higher Modern Studies

News:

It is of the utmost importance that your child is watching the news and keeping up to date with contemporary issues. Please encourage them to download a reliable news app, such as the BBC News app, and engage in regular dialogue about current affairs. Political literacy is enhanced at home in a way that cannot be underestimated. As part of your dialogue, encourage your child to be critical of the sources that they use, and challenge the reliability of these sources.

RAG Rating:

The tables of content on page 1 include a column titled 'RAG'. This provides an opportunity for yourself and your child to discuss their progress as they journey through the course and track their understanding as red, amber, or green. This will be discussed as part of the learner conversations your child will have with their teacher across the year., and our agreed targets. We would expect each area to be showing as green by the time we reach the prelim in January.

Supported Study:

Supported Study is available for Higher Modern Studies during lunchtime each Thursday. This is an important opportunity for additional targeted support and revision. Please encourage your child to attend and discuss their learning/progress with them following the supported study session.

Past Paper Practise:

Higher Modern Studies SQA past papers and marking instructions are available for free online. These can be used to support your child's revision. Your child's teacher will happily mark any additional past paper practise completed at home.

<https://www.sqa.org.uk/pastpapers/findpastpaper.htm?searchText=&subject=Modern+Studies&level=NH&includeMiVal=>

Achieve:

Our faculty subscribes the Achieve website/software. Your child has an account for Achieve and can use this website to revise content, answer questions, and receive instant feedback. <https://achieve.hashtag-learning.co.uk/>

Retrieval Practice:

Throughout the year, your child will engage in retrieval practice in Higher Modern Studies. This means we will continually revisit key knowledge, concepts and skills as the year progresses. Research shows us that the retrieval process cements learning in the long-term memory, enabling a more efficient process of retrieving/recalling the aforementioned information in the future.¹ As a result, we have formalised this practice across the Higher Modern Studies course and your child will become familiar with different retrieval practice strategies. We would encourage you to make use of these strategies as part of their revision at home. The table below² will support yourself and yourself in doing so.

Retrieval Practice Menu		
<p><u>Self-test</u></p> <p>Use your notes/textbook to create a quiz to self-test yourself.</p>	<p><u>Flash Cards</u></p> <p>Create a set of flash card with Q&As, ready to test yourself.</p>	<p><u>Past Papers</u></p> <p>Complete a past exam paper and use the marking scheme to self-assess.</p>
<p><u>Revision Clock</u></p> <p>Break down the topic into 12 sections and complete a revision clock.</p>	<p><u>Brain Dump</u></p> <p>Complete a brain dump with as much as you can recall, then check your notes to see what you forgot.</p>	<p><u>Mind Map</u></p> <p>Create a mind map from memory, then check, review and add to your mind map.</p>
<p><u>Infographic</u></p> <p>Create an infographic with sketches and notes from memory.</p>	<p><u>Summarise</u></p> <p>Write an overview of the key topics from memory, then refer back to your notes and add to this where you feel necessary.</p>	<p><u>Retrieve, Record and Review</u></p> <p>Record yourself retrieving as much information as you can verbally, then listen back and review.</p>

Ways in which you can support your child in National 5 Modern Studies

Course Overview

The National 5 Modern Studies course assessment has two parts:

- The Assignment is worth 20 marks and lasts 1 hour. This will be written under exam conditions in February 2025.
- Question paper 1 is worth 80 marks and lasts 2 hours and 20 minutes. This will take place on an allocated date on **Friday 23rd of May 2025 at 1pm.**

There is flexibility for Modern Studies teachers across the country to personalise their courses, to a certain extent. As a result, your child may be studying a different option from one of their friends in another school. The different units, topics and options your child will learn about are listed below.

Section 1: Democracy in Scotland	R A G
Issue 1 – Power and Decision Making	
Issue 2 - Participation	
Issue 3 – Influence (Media and Trade Unions)	
Issue 4- Representation	
Issue 5- Voting Systems (Additional Members System)	

Section 2: Social issues in the United Kingdom (Option 2 – Crime and the Law)	R A G
Issue 1 – Nature of Crime	
Issue 2 – Causes of Crime	
Issue 3 – Impacts of Crime	
Issue 4- Criminal Justice System	
Issue 5- Responses to Tackling Crime (Police, Prisons and Government Responses)	

Section 3: International issues (Option 1- World Powers) USA	R A G
Issue 1 – Political System	
Issue 2 – Influence on Other Countries	
Issue 3 – Social and Economic Issues	
Issue 4- Effectiveness of Tackling Social and Economic Issues	

More information can be found on the SQA N5 Modern Studies page - <https://www.sqa.org.uk/sqa/47448.html> This page contains the most up-to-date information from the SQA and underpins our journey.

Ways in which you can support your child in their journey to success in N5 Modern Studies

News:

It is of the utmost importance that your child is watching the news and keeping up to date with contemporary issues. Please encourage them to download a reliable news app, such as the BBC News app, and engage in regular dialogue about current affairs. Political literacy is enhanced at home in a way that cannot be underestimated. As part of your dialogue, encourage your child to be critical of the sources that they use, and challenge the reliability of these sources.

RAG Rating:

The tables of content on page 1 include a column titled 'RAG'. This provides an opportunity for yourself and your child to discuss their progress as they journey through the course and track their understanding as red, amber, or green. This will be discussed as part of the learner conversations your child will have with their teacher across the year., and our agreed targets. We would expect each area to be showing as green by the time we reach the prelim in November.

Supported Study:

Supported Study is available for N5 Modern Studies after school on a Wednesday with Miss McQuade. This normally lasts until 5pm but pupils are free to leave when they wish. This is an important opportunity for additional targeted support and revision. Please encourage your child to attend and discuss their learning/progress with them following the supported study session.

Past Paper Practise:

N5 Modern Studies SQA past papers and marking instructions are available for free online. These can be used to support your child's revision. Your child's teacher will happily mark any additional past paper practise completed at home.

<https://www.sqa.org.uk/pastpapers/findpastpaper.htm>

Achieve:

Our faculty subscribes the Achieve website/software. Your child has an account for Achieve and can use this website to revise content, answer questions, and receive instant feedback. <https://achieve.hashtag-learning.co.uk/>

Retrieval Practice:

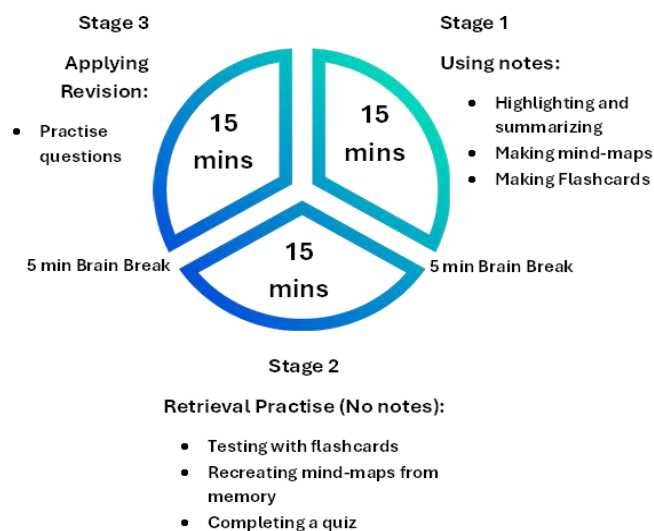
Throughout the year, your child will engage in retrieval practice in N5 Modern Studies.

This means we will continually revisit key knowledge, concepts and skills as the year progresses. Research shows us that the retrieval process cements learning in the long-term memory, enabling a more efficient process of retrieving/recalling the aforementioned information in the future.¹ As a result, we have formalised this practice across the N5 Modern Studies course and your child will become familiar with different retrieval practice strategies. We would encourage you to make use of these strategies as part of their revision at home. The table below² will support yourself and yourself in doing so.

Retrieval Practice Menu		
<p><u>Self-test</u></p> <p>Use your notes/textbook to create a quiz to self-test yourself.</p>	<p><u>Flash Cards</u></p> <p>Create a set of flash card with Q&As, ready to test yourself.</p>	<p><u>Past Papers</u></p> <p>Complete a past exam paper and use the marking scheme to self-assess.</p>
<p><u>Revision Clock</u></p> <p>Break down the topic into 12 sections and complete a revision clock.</p>	<p><u>Brain Dump</u></p> <p>Complete a brain dump with as much as you can recall, then check your notes to see what you forgot.</p>	<p><u>Mind Map</u></p> <p>Create a mind map from memory, then check, review and add to your mind map.</p>
<p><u>Infographic</u></p> <p>Create an infographic with sketches and notes from memory.</p>	<p><u>Summarise</u></p> <p>Write an overview of the key topics from memory, then refer back to your notes and add to this where you feel necessary.</p>	<p><u>Retrieve, Record and Review</u></p> <p>Record yourself retrieving as much information as you can verbally, then listen back and review.</p>

Revision Cycle:

This is practical advice on how young people could divide their time while studying while also adapting in break time:



12. Physics

Exam Format

- Section 1 – Multiple Choice Questions
- Section 2 – Long Answer Questions
- Questions are a mixture of knowledge and problem-solving style questions. There are open ended questions where you must use your knowledge of Physics to answer the question.

Revision Strategies

- Flashcards – good for memorising knowledge such as definitions and keywords
- Mind Maps – create one for each unit. Allows links between topics to be clearly seen and embedded
- ****Past Papers**** - this is the **most important** strategy in Physics and should be the main focus during revision. It is vital that the marking schemes are used so that they become familiar with the exact language/detail that the SQA are looking for. (Teachers will be happy to mark any questions!)

Online Resources

- JABChem Physics – best for past papers. Includes many more years of past papers than the SQA website including the marking schemes
- BBC Bitesize – best for notes and revising material. There are often wee videos for the topics and basic check tests which self-mark.
- Scholar and Achieve – best for self-marking check tests. The notes are quite wordy but there are check questions scattered throughout and there are both topic and unit tests which self-mark.
- Mrs Physics – A website from a Scottish teacher with revision questions and mind maps for all topics.

OLHS Resources

- Class jotters – full of notes from the course
- TEAMS – various revision resources

13. Politics

Course Overview

The Higher Politics course assessment has three parts:

- The Assignment is worth 30 marks and lasts 1 hour and 30 minutes. This will be written under exam conditions in February 2025.
- Question paper 1 is worth 52 marks and lasts 1 hour and 45 minutes. This will take place on Thursday 22nd May 2025.
- Question paper 2 is worth 28 marks and lasts 1 hour and 15 minutes. This will take place on Thursday 22nd May 2025.

Context delivered in Our Lady's High School

There is flexibility for Politics teachers across the country to personalise their courses, to a certain extent. As a result, your child may be studying a different option from one of their friends in another school. The different units, topics and options your child will learn about are listed below.

Section 1: Political Theory	R A G
Unit 1 – Power, authority and legitimacy.	
Unit 2 – Democracy (direct and representative).	
Unit 3 – Key political ideologies (conservatism and socialism)	

Section 2: Political Systems (UK and USA)	R A G
Unit 1 – Constitutional arrangements.	
Unit 2 – Legislative branch.	
Unit 3 – Executive branch.	

Section 3: Political parties and elections	R A G
Unit 1 – Dominant ideas within or between political parties (New Labour and Corbynism).	
Unit 2 – Impact of political campaign management strategies.	
Unit 3 – Theories of voting behaviour.	

More information can be found on the SQA Higher Politics page - <https://www.sqa.org.uk/sqa/47925.html> This page contains the most up-to-date information from the SQA and underpins our journey.

Ways in which you can support your child in their journey to success in Higher Politics

News:

It is important that your child is watching the news and keeping up to date with contemporary issues. Please encourage them to download a reliable news app, such as the BBC News app, and engage in regular dialogue about current affairs. Political literacy is enhanced at home in a way that cannot be underestimated. As part of your dialogue, encourage your child to be critical of the sources that they use, and challenge the reliability of these sources.

RAG Rating:

The tables of content on this page include a column titled 'RAG'. This provides an opportunity for yourself and your child to discuss their progress as they journey through the course and track their understanding as red, amber, or green. This will be discussed as part of the learner conversations your child will have with their teacher across the year., and our agreed targets. We would expect each area to be showing as green by the time we reach the prelim in January.

Supported Study:

Supported Study is available for Higher Politics during lunchtime each Thursday. This is an important opportunity for additional targeted support and revision. Please encourage your child to attend and discuss their learning/progress with them following the supported study session.

Past Paper Practise:

Higher Politics SQA past papers and marking instructions are available for free online. These can be used to support your child's revision. Your child's teacher will happily mark any additional past paper practise completed at home.

<https://www.sqa.org.uk/pastpapers/findpastpaper.htm?searchText=&subject=Politics&level=NH&includeMiVal=>

Achieve:

Our faculty subscribes the Achieve website/software. Your child has an account for Achieve and can use this website to revise content, answer questions, and receive instant feedback. <https://achieve.hashtag-learning.co.uk/>

Retrieval Practice:

Throughout the year, your child will engage in retrieval practice in Higher Politics. This

means we will continually revisit key knowledge, concepts and skills as the year progresses. Research shows us that the retrieval process cements learning in the long-term memory, enabling a more efficient process of retrieving/recalling the aforementioned information in the future.¹ As a result, we have formalised this practice across the Higher Politics course and your child will become familiar with different retrieval practice strategies. We would encourage you to make use of these strategies as part of their revision at home. The table below² will support yourself and yourself in doing so.

Retrieval Practice Menu		
<p><u>Self-test</u></p> <p>Use your notes/textbook to create a quiz to self-test yourself.</p>	<p><u>Flash Cards</u></p> <p>Create a set of flash card with Q&As, ready to test yourself.</p>	<p><u>Past Papers</u></p> <p>Complete a past exam paper and use the marking scheme to self-assess.</p>
<p><u>Revision Clock</u></p> <p>Break down the topic into 12 sections and complete a revision clock.</p>	<p><u>Brain Dump</u></p> <p>Complete a brain dump with as much as you can recall, then check your notes to see what you forgot.</p>	<p><u>Mind Map</u></p> <p>Create a mind map from memory, then check, review and add to your mind map.</p>
<p><u>Infographic</u></p> <p>Create an infographic with sketches and notes from memory.</p>	<p><u>Summarise</u></p> <p>Write an overview of the key topics from memory, then refer back to your notes and add to this where you feel necessary.</p>	<p><u>Retrieve, Record and Review</u></p> <p>Record yourself retrieving as much information as you can verbally, then listen back and review.</p>

14. Practical Cookery

Exam Format

There are three parts to this exam

1. Assignment – sat in school but sent to SQA for marking.
2. Practical – Sat in school and marked in school.
3. Written Paper – Sat in school and marked by SQA.

Revision strategies

- Past papers can be completed and handed in for marking.
- Studying the 9 course booklets.
- Completion of homework.
- Revision documents on TEAM.
- Practicing skills at home.

Online resources

- ★ SQA website – past papers
- ★ ACHIEVE
- ★ TEAMS
- ★ BBC Bitesize

OLHS resources

- ★ Course booklets, completed in class.
- ★ Supported study – Wednesday lunchtimes.
- ★ Easter school.
- ★ Nat 5 textbook – can be borrowed from faculty.

15. Higher Religious, Moral, & Philosophical Studies (RMPS)

The aim of the Higher RMPS course is to develop independent thinking skills in a relevant, interesting, and challenging way.

The course allows candidates to:

develop an understanding and respect for different beliefs, values and viewpoints
learn how to express their values and beliefs
put their values or beliefs into action in ways which benefit others
make informed moral decisions

Exam Format

Component 1: Question paper 1: 2 hours and 15 minutes: 60 Marks

World religion - Candidates develop in-depth knowledge and understanding of the impact and significance of Christianity today.

Key beliefs:

beliefs about God
nature of human beings: free will; sin; stewards
beliefs about Jesus
judgement; Heaven and Hell

Practices:

living according to the Gospels
Christian action; the Christian community
worship: prayer; Eucharist

Morality, medicine and the Human body - Candidates develop skills to evaluate and express detailed, reasoned and well-structured views about contemporary moral questions and responses. They develop in-depth knowledge and understanding of contemporary moral questions, and religious and non-religious responses to these.

Use of embryos:

- ★ reproductive
- ★ therapeutic
- ★ research

Organ donation:

- ★ consent: informed; presumed
- ★ beating heart donation
- ★ living donors

End of life

- ★ assisted dying
- ★ voluntary and non-voluntary euthanasia
- ★ end-of-life care

Component 2: Question paper 2: 45 Minutes: 20 marks

Religious and philosophical questions – Origins

Candidates develop skills to critically analyse religious and philosophical questions and responses.

Was the universe and life created?

How does religion explain the origins of the universe and of life?

What evidence does religion use to support these explanations?

What are the strengths and weaknesses of evidence/explanations?

How does science explain the origins of the universe and of life?

What evidence does science use to support these explanations?

What are the strengths and weaknesses of evidence/explanations?

Can religious and scientific views on origins be compatible?

Component 3: Assignment: 1 hour and 30 minutes: 30 marks

Candidates identify an issue of religious, moral or philosophical significance on which there are a range of viewpoints.

They choose a question based on this issue, research the issue and gather sources relevant to their question.

Candidates then draw upon the skills of knowledge and understanding, analysis and evaluation to produce an extended piece of writing in response to their question.

Candidates work on their research with minimal support from their teacher.

Revision Strategies

Flashcards – good for memorising knowledge such as definitions and keywords

Mind Maps – allows links to develop between components

Past Papers - marking schemes used to become familiar with the language/level of detail that the SQA require.

Online Resources

SQA website – past papers

BBC Bitesize – revision notes and material.

NHS websites -for medical ethics terminology

OLHS Resources

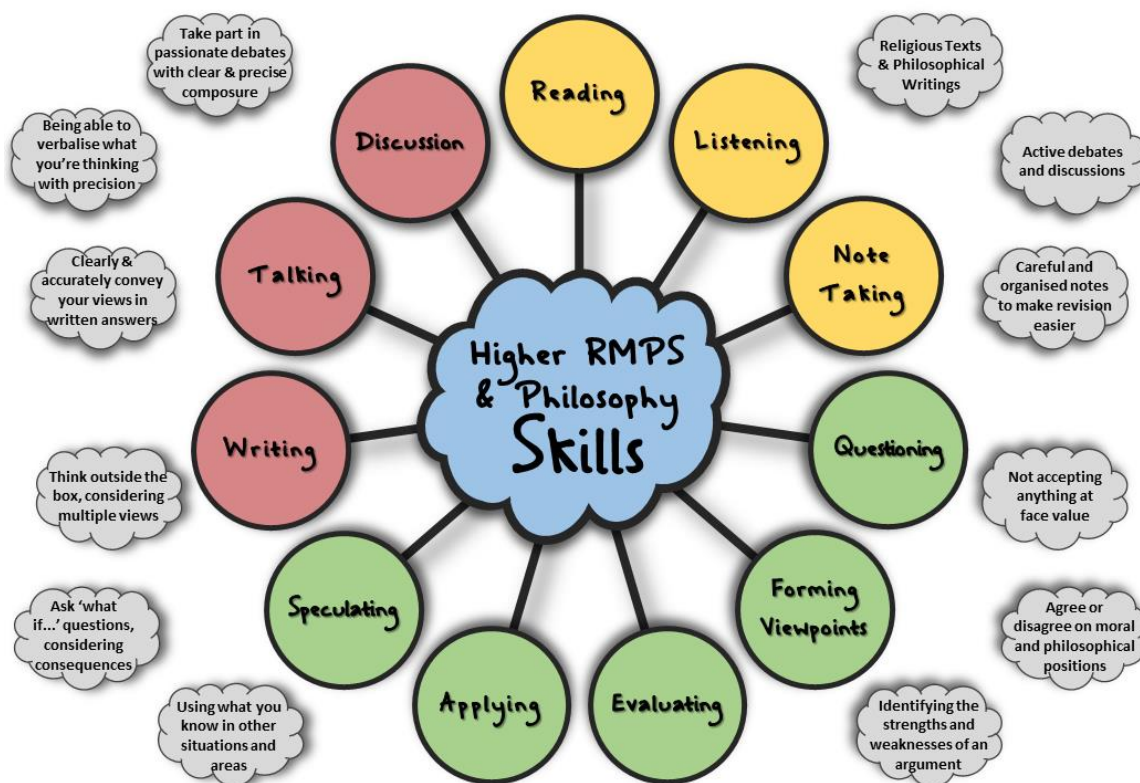
Booklets and Summary Notes – printed for each part of the course

TEAMS – past papers, booklets, PowerPoints, various other revision materials.

The skills framework

We take in information through reading, listening, and taking notes. From there your mind needs to do something with that information. You can ask questions, form your own views on it, evaluate it, apply it, or speculate. This, so far, is all inside your head and quite often in short period of time. You then need to get it out by either talking to your teacher, someone beside you, taking part in a discussion, or writing down your idea.

This skills framework below gives you the opportunity to gain a genuine and meaningful experience in Higher RMPS and is a transparent roadmap on how we can all improve our thinking.



16. Spanish and French

Exam Format

- Paper 1 – Reading and Writing (1h30).
 - The Reading paper has three texts of around 250 words. Each Reading text is on a different context (Society, Learning, Employability or Culture) and each text is worth 10 marks. The Reading exam is worth 25% of the final grade.
 - The Writing paper is a job application. The candidate has to write a response covering six bullet points. The candidates know the first four and therefore can be thoroughly prepared to answer them. The fifth and sixth bullets are “unpredictable”, but candidates can prepare using past paper examples and understanding key structures. The Writing exam is worth 12.5% of the final grade. The other 12.5% of the final grade is based on the Writing assignment which the candidates complete in class. The Writing element is worth 25% of the final grade. The writing assignment is externally marked.
- Paper 2 – Listening (Around 30 minutes)
 - The Listening paper comprises of two listening tracks. The first track is a monologue and is worth 8 marks. The second track is a dialogue and is worth 12 marks. This exam is worth 25% of the candidate’s final grade.
- Talking exam (6-7 minutes)
 - The Talking exam comprises of a presentation for 1 to 2 minutes and a follow up conversation for around 5 minutes. This is carried out, recorded and marked by the teachers in the school. This exam is worth 25% of the final grade. (This was completed in December)

Revision Strategies

- Flashcards – good for memorising vocabulary, writing exam bullet point answers and talking answers.
- Mind Maps/vocabulary lists – Pupils should create multiple mind maps and vocabulary lists for topics within each context (Society, Learning, Employability and Culture.
- Past Papers- **Timed Past Paper practice** is essential to improve exam skills. Using a dictionary at home with the Reading paper will help speed up and become more confident with using a bilingual dictionary. Candidates can chunk the Reading papers and spend 20 minutes on each text. They should also time themselves with how quickly they can complete the writing.

Online Resources

- SQA website – Candidates can find recent Past Papers which date back four years of exams.
- Achieve – pupils can access this through a tile on Glow. Achieve is good for widening vocabulary within each context. It has a Grammar and Exam technique section.
- BBC Bitesize – This is useful for grammar points and widening vocabulary.

- Scholar – Here pupils can work through each context, carrying out a variety of Listening and Reading tasks. There are both topic and unit tests which self-mark.
- Linguascope.com – Linguascope is a website that we subscribe to. S4 candidates should be familiar with all of the vocabulary in the “Beginner” section. There is a vast amount of vocabulary and listening tasks in the “Intermediate” section, which is useful for widening their vocabulary knowledge.

OLHS Resources

- TEAMS
 - There is a variety of resources in the class Teams, which can be found in “General – Files – Class materials”
 - Past Papers - On the class Teams, pupils can find past papers for further back than four years. They can also find past papers of a similar level but from previous qualifications (e.g. Int2 and Standard grade).
 - Vocabulary lists and booklets – There are N5 vocabulary booklets and key “False Friends” vocab. They should use this to gain more knowledge and confidence. This is essential for the Listening exam.
 - Bullet point randomiser- There is a bullet point randomiser to help practice with the unpredictable bullets. The more practice pupils carry out, the more confident they will be with key structures, word order and agreement.
 - Support booklets – There are support booklets for the Writing exam and Talking exam.

17. Woodwork

Exam Format

- Assignment – 70 marks (70% of the grade) – Woodwork Physical Build Model & Logbook (COMPLETED)
- Question Paper – 60 marks (30% of the grade) – Spreadsheets, Databases & Theory
- Theory questions are based on the command words – State, Identify, Calculate, Name, Describe, Explain (Identify and State being the easiest type of question & Explain being the hardest as more detail is required).

Revision Strategies

- Flashcards – good for memorising theory knowledge such as definitions and keywords
- Teams Assignments –Go over all PowerPoints for all topics, complete all tasks.
- Use Checklists for each topic and red/amber/green
- Use prelim analysis to go over particular areas of difficulty
- ****Past Papers**** - this is an important strategy in Practical Woodwork and should be the focus during revision. It is vital that the marking schemes are used so that they become familiar with the exact language/detail that the SQA are looking for.

Online Resources

- **Achieve** - It can be used both in school and remotely. Achieve has notes on each topic, knowledge questions, past paper questions & solutions.
- **BrightRed** – offers a textbook to purchase.
- **SQA Website** – Past Papers & Solutions PLUS course reports, these are documents which show areas of strength & common errors that were made by pupils the previous year.

OLHS Resources

- TEAMS –Teaching PowerPoints on every topic as well as practice task