

This Kid's Life
Nicaragua



Yvonne and Brian Crawford

Introduction

This Kid's Life is a booklet that focuses on how a child lives daily life in a different country, compared to how people live in their own country. This particular book tracks the life of a girl named **Maria Luisa** who lives in the country of **Nicaragua**.

When beginning your study of this booklet, you can choose to give your students a pre-test that will check to see what understandings or misconceptions they have about what living in Nicaragua is like. Next, you can read a two-page letter from **Maria Luisa** to help your students learn about daily life for children in Nicaragua. Afterwards, have them fill out a comprehension worksheet to see how much information they have retained. Finally, there are several different activities that you can complete with your students:

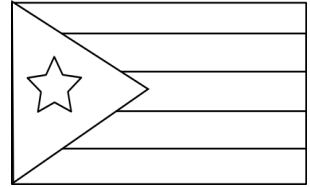
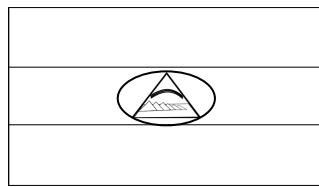
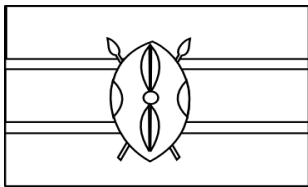
1. Facts about Nicaragua and discussion questions
2. Word Search Puzzle
3. Secret Code Puzzle
4. Make Nicaraguan Artwork
5. Create a Jumping Lizard
6. Postcard Writing Activity
7. Nicaraguan Writing Activity
8. Basic Spanish Phrases
9. Crossword Puzzle about Nicaragua
10. Color a Girl from Nicaragua
11. Similarities and Differences Organizer and Writing Activity

What I Think Life in Nicaragua is Like....

1. What is the very first thing you think of when you think of the country of Nicaragua? Draw a picture of it.



2. Which of these flags do you think is the flag of Nicaragua?



3. Do you know where Nicaragua is located? Write down where in the world you think Nicaragua can be found.

4. Draw a picture of a sport you think people in Nicaragua like to play.



5. Do you think there are volcanoes in Nicaragua?

Yes or **No**



A Letter from Maria Luisa

Hola! Me llamo Maria Luisa. That means 'My name is Maria Luisa.' I am 11 years old. I live in the capital city of Nicaragua with my parents and younger brother. My city is called Managua. I would like to share with you a little about my daily life in Nicaragua.

Life in Nicaragua is good! A lot has changed since when my parents were little children. Nicaragua is a much safer country now and I am happy to call it home.

I wake up each day at 5 a.m. by hearing the church bells ring. It's so nice to wake up to them. We wear uniforms to school. I wear a long blue skirt and white blouse, and my younger brother Marcus wears blue pants and a white button-down shirt.

My mother makes us breakfast every morning. We usually have rice, beans, tortillas, and freshly squeezed orange juice. Sometimes we eat on the patio and enjoy our family time together.

School starts early, at 7:00 a.m. I take many different subjects: English, Spanish, math, science, health, and physical education. My favorite class is physical education. We often play baseball, which is the national sport of Nicaragua. Soccer is another popular sport.

My least favorite class is life education. In this class we learn about good habits and how to treat each other well and be good people. I learn a lot of good information in this class, but we have a lot of homework, so I don't like it as much.

I go home with my brother at noon. We eat lunch inside because it is very hot outside during this time. Today my mother made us

gallo pinto for lunch. We eat this a lot. It is fried rice with onion, sweet peppers, red beans, and garlic. I just love it!

Four days a week my brother and I go back to school for band practice. I play the flute and he plays the trumpet. There is a dance squad that dances while we play our instruments. Next year I will try out for the dance squad. I hope I make it! It looks like a lot of fun.

After band practice we go back home and I play with my brother for a while. After we play, we sit down together and do our homework. Tonight I'm writing this letter for English class. I'm excited to receive an English speaking pen-pal. Do you have any other pen-pals?

For dinner tonight we are eating chicken, salad, and tortillas. It's going to be yummy. You might think all of our food sounds similar, but my mom makes it with different spices and oils, so it does taste different.

After dinner our family will sit by the TV and watch a show or two together. During the commercials we will tell each other about what happened during our days.

I get ready for bed at around 8:30 p.m. I brush my teeth and take a shower, then I crawl into bed. I'm totally zonked out by then (did I use zonked out correctly? I just learned that word in English class today).

I had better go. I need to help my mom make dinner!

Talk to you soon,

Maria Luisa





Questions About Maria Luisa's Letter

1. How does Maria Luisa get to school?


2. Draw a picture of Maria Luisa at band practice.



3. What does Maria Luisa do during the evening?

4. Write some facts about Nicaragua.

5. What will Maria Luisa have for dinner? Draw a picture of this food.





Facts and Discussion About Nicaragua

- The capital of Nicaragua is Managua.

- What is the capital of your country?
- What are other capital cities do you know of?

- The currency of Nicaragua is the Nicaraguan Cordoba.

- What is the currency of your country?
- What are names of other currencies that you know of?

- Nicaragua is the largest country in Central America. It is bordered by Honduras and Costa Rica.

- Which countries border your country?
- How large is your country?

- Nicaragua has a costal area called the Mosquito Coast. It receives the most rainfall of all areas in Central America. It rains between 100 to 250 inches a year.

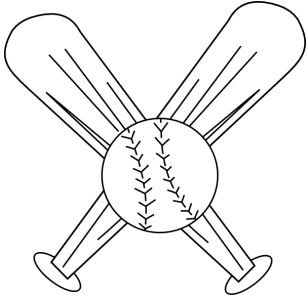
- How much does it rain where you live?
- Have you ever visited an area where it often rains?

- Nicaragua gained its independence from Spain in 1821. After 1821, Nicaragua was part of the Mexican Empire for several years. In 1838 Nicaragua became completely independent.


- When is your country's independence day?
- Which country did your country gain independence from?



Nicaragua Word Search



S	G	L	B	Q	B	I	O	N	G
P	S	U	H	E	K	U	I	V	A
A	I	K	S	B	A	C	M	F	L
I	U	S	I	T	A	N	Y	O	L
N	N	G	N	R	U	R	S	F	O
J	L	L	A	B	E	S	A	B	P
E	W	G	P	N	O	V	U	L	I
Y	U	O	S	C	A	C	H	P	N
A	Q	T	Z	X	E	M	F	R	T
C	O	R	D	O	B	A	Y	R	O



Words to Find

Nicaragua

Cordoba

Managua

Spain

Spanish

gallo pinto

beans

baseball


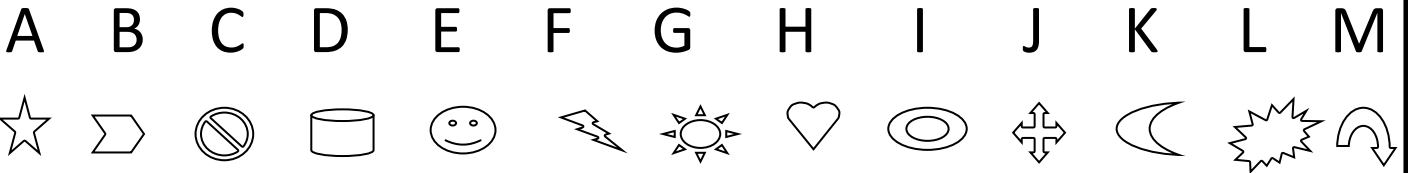


Secret Code About Nicaragua

Solve the puzzle to find out the name of the capital of Nicaragua.



KEY





Create a Nicaraguan Lizard


The rainforests and cloud forests of Nicaragua are filled with *fauna*, like orchids, and *flora*, like lizards, sloths, and monkeys. There are 178 known species of lizard in Nicaragua. Let's create our own jumping lizard.


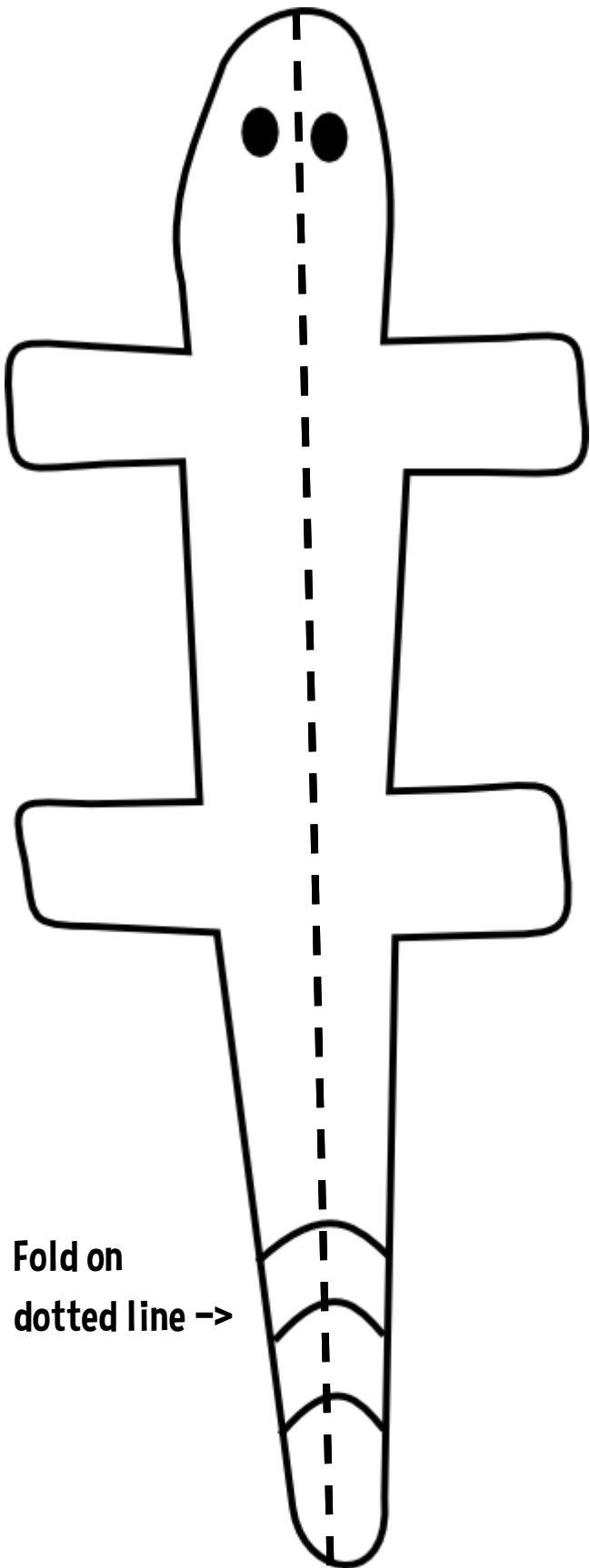
Materials:

- lizard template
- crayons/markers/colored pencils
- scissors

Instructions:

Photocopy the following template on cardstock paper. Your students should color and cut out the lizard from the template. Next, students should fold the lizard in the middle. Then, they can push down on the tail to make the lizard jump.







Create Nicaraguan Artwork


Nicaraguan artwork is bright and filled with beautiful colors. Nicaraguan painter Efren Medina paints fish, fruit, and other objects in bold and vibrant colors. Let's color a picture that resembles Efren Medina's artwork.

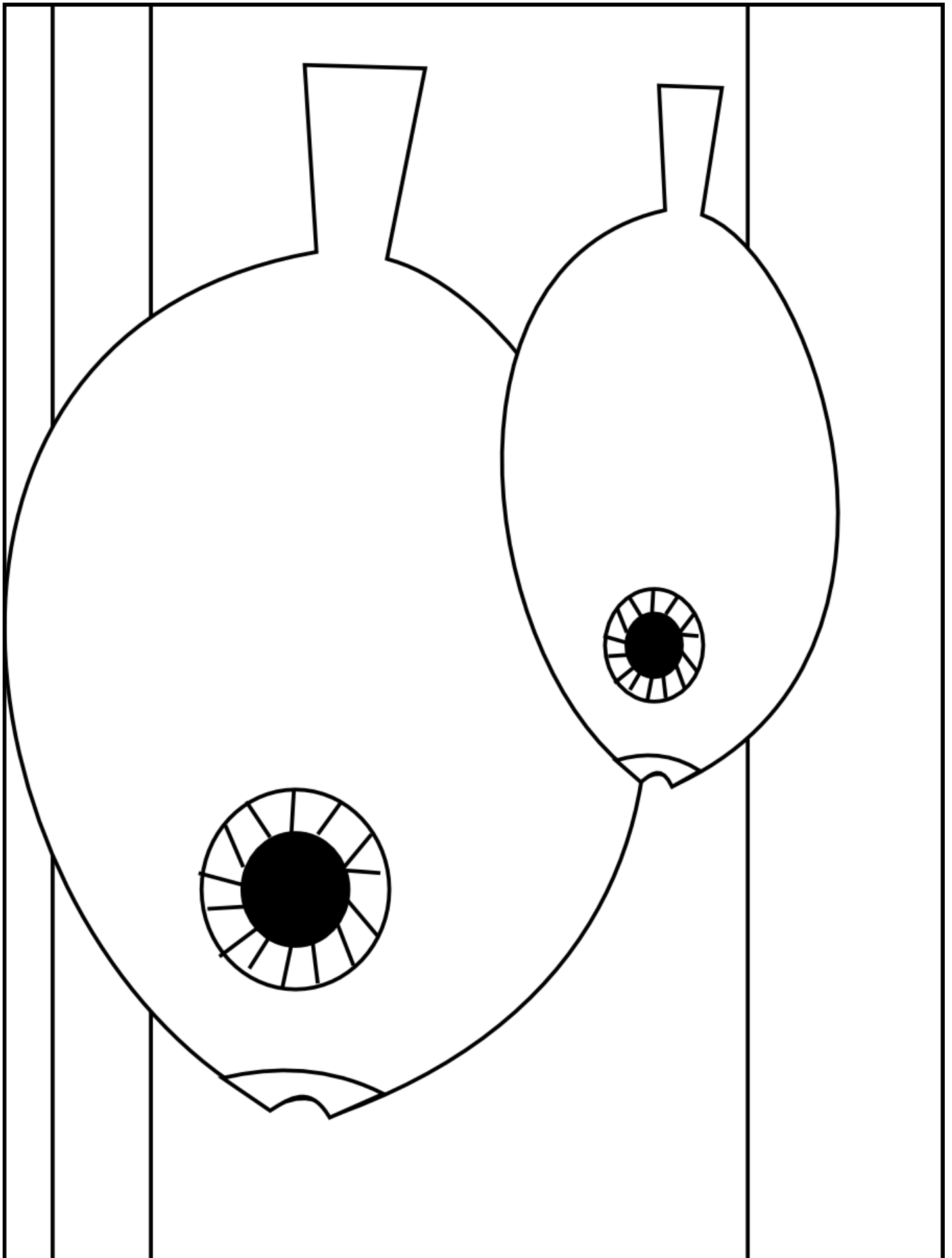
Materials:

- Fish coloring page
- Crayons, markers, or colored pencils

Instructions:

Print out the fish color page. Allow students to color the fish in vibrant colors - orange, yellow, blue, and other bold colors. You can look on the internet for inspiration.







A Postcard from Nicaragua

Pretend you are on a trip to Nicaragua and want to send a friend or family member a postcard. On one side of the postcard, write a brief letter and tell your friend or family member about your trip. Use the information you have learned during your lessons about Nicaragua for the contents of your postcard. On the other side of the postcard, draw a picture of something that reminds you of Nicaragua. Finally, cut out both sides of the postcard and glue them together, back to back, and deliver your postcard to your friend or family member.

Hola from Nicaragua

Front of Postcard



A Postcard from Nicaragua

When you have finished writing your message, make sure to sign your name at the end. Then, draw your own stamp in the box in the top right corner of the postcard. This will make your postcard look even more realistic.

A template for the back of a postcard. It is a large rectangle with a thick black border. The left side is divided into ten horizontal rows by thin black lines. The right side is divided into two vertical sections by a thin black line. The top right section contains a smaller rectangle representing a stamp box. Below the stamp box are three horizontal lines for an address.

Back of Postcard



Types of Cloud Forests

Cloud Forests are rainforests found at high elevations - above 3,280 ft. above sea level. They are cool, misty, and have lots of species of flora and fauna. Nicaragua has a cloud forest. Name eight reasons why you might want to visit a cloud forest.

1.

2.

3.

4.

5.

6.

7.

8.



Spanish Phrases

In Nicaragua, they speak Spanish. Here are some common Spanish phrases that you might like to learn. Next to each word is written how the phrase would sound in English.

¿Dónde?	<i>don-deh</i>	Where?
¿Cuándo?	<i>kwan-doh</i>	When?
¿Por qué?	<i>por keh</i>	Why?
¿Quién?	<i>kyen</i>	Who?
¿Cuál?	<i>kwal</i>	Which?
Perdón	<i>pair-don</i>	Sorry
Está bien.	<i>es-tah byen</i>	That's fine.





¡Está bien!



Nicaragua Crossword Puzzle

Answer the questions below and write the answers to the questions where indicated by the numbers in the crossword puzzle.



Across


2. Nicaragua gained independence from _____ in 1821.
3. The currency of Nicaragua.
4. It can _____ up to 250 in. a year.
6. "Sorry" in Spanish.

Down

1. There are 178 species of these in Nicaragua.
2. Language spoken in Nicaragua
3. Nicaragua is found in _____ America.
5. The capital of Nicaragua.



Color a Girl from Nicaragua





Similarities and Differences

Think about things we have in common with people in Nicaragua, and things we have that are different. Then, pick three things you would like to learn about Nicaragua.











Three things we have in common with Nicaragua



Three things that we do differently than in Nicaragua








Three things I'd like to learn about Nicaragua

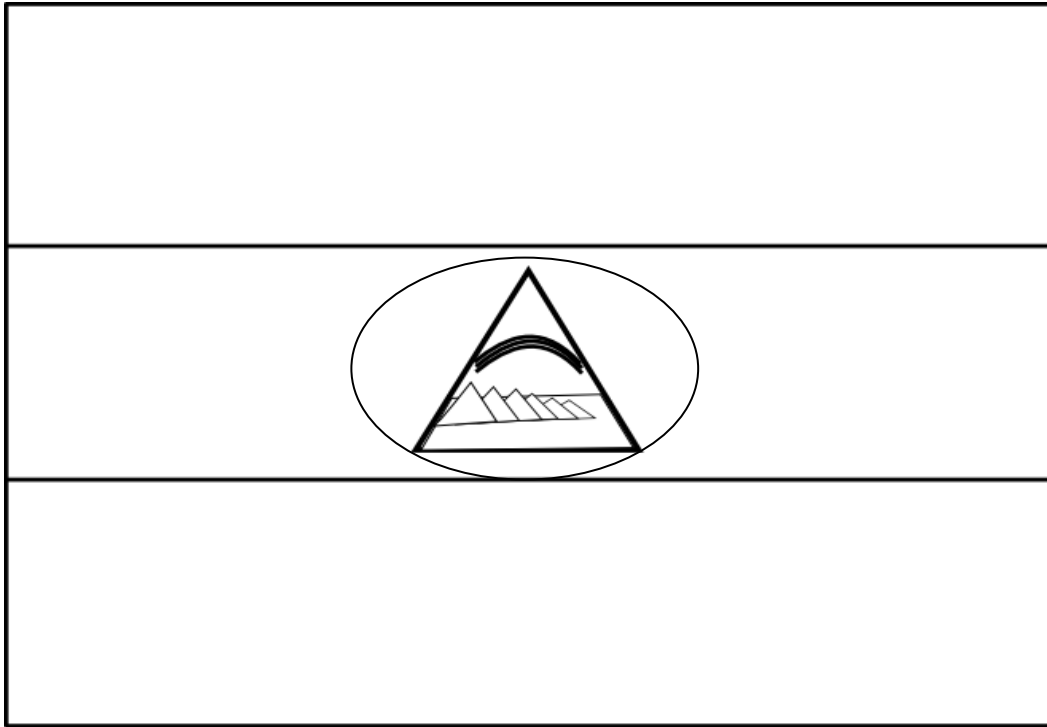


Life in Nicaragua

Write about the **similarities** and **differences** between the country you live in and Nicaragua. Use your graphic organizer to help you write your essay.



All About Nicaragua




Facts about Nicaragua that I learned...



Nicaragua

I learned these things about Nicaragua...



What language is spoken in Nicaragua?

What is the capital of Nicaragua?

What sports are popular in Nicaragua?


Find free worksheets at **Mixminder.com**

Mixminder is a husband and wife team dedicated to providing **free curriculum, worksheets and activities** for teachers, homeschoolers and parents of public and private school children. We design all of our own activities and create all of our own artwork.

We'd love to have you visit us at our site: <http://mixminder.com>


And join us on our Facebook page: <http://www.facebook.com/mixminder>

Here are some more **free activities** that your students may enjoy:



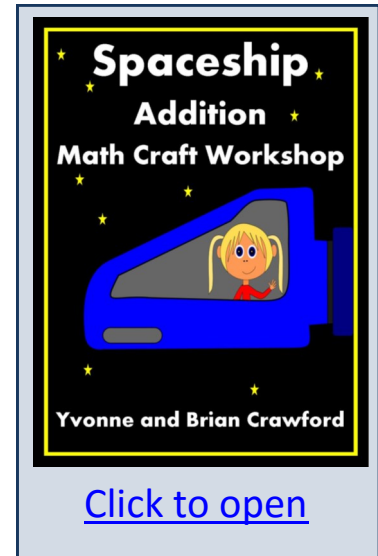
[Click to open](#)

Mathbooking is a creative cross between mathematics and scrapbooking. With Mathbooking, children can start to learn about mathematics in a fun and stimulating environment. Here is a **free Weather Journal** with creative math questions for your children or students to answer.



[Click to open](#)

The **Spaceship Addition Math Craft Workshop** is a unique way to learn addition. Cut out the colorful spaceship parts and assemble them together, then figure out how much the pieces of the ship add up to. Then have your students create a space scene to hang on your classroom wall.



[Click to open](#)

Here are **52 free cursive writing worksheets** for your children or students to use to learn and practice cursive writing. Each upper and lower case letter has a page in which to practice handwriting each letter and a page with fun activities for your students to complete.