




Woodwork Lathe



Woodwork Lathe



Driving fork

Tool rest

Fixed(dead)centre

Locking screws



Woodwork Lathe


Fixed(dead)centre



Locking screw

Tightening screw

Driving centre




Forks



Woodwork Lathe

Wood turning tools




Parting tool

Scrapers




Woodwork Lathe

Preparing the workpiece




waste wood at ends

1. Mark centres
(centre hole in each end)
2. Saw diagonal
(v shaped slot for driving fork)
3. Plane corners
(octagonal shape)
4. Finished turning



Woodwork Lathe – different machines



Woodwork Lathe – examples of work

