



Play Based Learning and Early Literacy Skills



29th October 2019





What does play
mean to you?





What is our rationale for implementing a play based approach?

Research has shown that play allows children to use their creativity while developing their imagination, dexterity, physical, cognitive and emotional strength.

Ginsburg 2007



Children need to **PLAY** to
BE ADAPTABLE
CONSTRUCT KNOWLEDGE
PROBLEM SOLVE
LEARN
CREATE
PROCESS EMOTIONS
INTERNALISE EXPERIENCES
DISCOVER CHALLENGE
BE HEALTHY THEMSELVES
LAUGH & HAVE FUN
LEARN TO WORK IMAGINE
TOGETHER LEARN TO LEAD
EXPRESS EXPLORE SPEAK
IDEAS DEVELOP READ
AN INQUIRING
MANAGE **MIND** WRITE
STRESS **PLAY** COUNT
Because **PLAY** matters.

Play is the
highest form
of research
Albert Einstein

**PLAY GIVES
CHILDREN
A CHANCE
TO PRACTICE WHAT
THEY ARE
LEARNING.
-MR. ROGERS**



What does PLAY look like in Noble Primary?

These areas are set up in both classrooms

Creative

Role Play

Small World

Junk Modelling


Library

Play Dough

Sand

Construction

ICT





Safe **H**ealthy **A**chieving **N**urtured **A**ctive **R**espected **R**esponsible **I**ncluded

What skills are being developed through play?

- **Perseverance**
- **Resilience**
- **Cooperation**
- **Empathy**
- **Negotiation**
- **Language and communication**
- **Turn taking**
- **Self motivation**
- **Self esteem**
- **Engagement and concentration**



We call these **CORE** social skills






How does this play based approach develop Early Literacy skills?

Talking and Listening




- Develops imagination
- Extends talking and listening skills in variety of real life contexts
- Builds vocabulary
- Allows children to apply their language skills in real contexts



- Builds fine motor skills
- Develops empathy
- Opportunities to mark make and attach meaning
- Develops story telling using pictures, props, small world toys to create and tell stories to each other




Reading and Writing





What does a day look like in P1 in Noble Primary School?

- Morning Greeting to each child as they enter the class
- Morning routines eg lunches
- 7 mins Cosmic yoga to build core strength
- Class teaching time 'Carpet Time' introduce new sounds, common words, nursery rhymes etc



- **Task Board**

Teacher Group

Independent Task

Child Initiated



Whole Class Learning Share





How can I support Early Literacy development at home?




ENJOYMENT

MOTIVATION

SELF-ESTEEM

1. Talking and Listening

- Sing nursery rhymes, talk about words that rhyme, make up rhyming strings eg cat, hat, mat...
- Clap out syllables in words and listen for patterns
- Listening for and distinguishing between sounds



2. Phonics

- Each letter has a name, a sound and a formation
- Listen for the sounds all around you
- Play 'I spy...'
- Go on sound hunts in the house
- Practise the formation using salt or sugar in a tub



3. Reading

- Enjoy stories together. Have a favourite. Retell in own words
- Play matching games, pairs games with common words
- Talk the words in sentences



4. Writing

- Develop fine motor skills using toys, lego, pegs, play dough
- Climbing frames and monkey bars to build core strength
- Carry heavy things (shopping bags, boxes)
- Build gross motor skills ball throwing, swimming, sports
- Draw pictures together. Add details and talk about them.
- **VALUE** every mark they make and every story it tells. It has meaning to them!



How can I help my child if they find things difficult?

THE POWER OF YET!





How can I follow my child's development and progress in school?



Follow us on Twitter
@Noble_P_S

#NobleP1play





- What have you learned about PLAY today?
- Is there anything you need more information on?

Take Home

- Letter formation rhymes
- Core strength/pencil control information
- Suggested websites and Apps



