



Play Based Learning and Early Literacy Skills



29th October 2019





What does play
mean to you?





What is our rationale for implementing a play based approach?

Research has shown that play allows children to use their creativity while developing their imagination, dexterity, physical, cognitive and emotional strength.

Ginsburg 2007



Children need to **PLAY** to
 BE ADAPTABLE
 CONSTRUCT KNOWLEDGE
 PROBLEM LEARN CREATE
 SOLVE PROCESS EMOTIONS
 INTERNALISE EXPERIENCES
 DISCOVER CHALLENGE
 BE HEALTHY THEMSELVES
 LAUGH & HAVE FUN
 LEARN TO WORK IMAGINE
 TOGETHER LEARN TO LEAD
 EXPRESS EXPLORE SPEAK
 IDEAS DEVELOP READ
 AN INQUIRING
 MANAGE MIND WRITE
 STRESS MIND WRITE
 Because **PLAY** COUNTS
 matters.

Play is the
 highest form
 of research

Albert Einstein

PLAY GIVES
 CHILDREN
 A CHANCE
 TO PRACTICE WHAT
 THEY ARE
 LEARNING.
 -MR. ROGERS



What does PLAY look like in Noble Primary?

These areas are set up in both classrooms

Creative

Role Play



Library

Play Dough


Sand

Construction

Small World



Junk Modelling



ICT





What skills are being developed through play?

- **Perseverance**
- **Resilience**
- **Cooperation**
- **Empathy**
- **Negotiation**
- **Language and communication**
- **Turn taking**
- **Self motivation**
- **Self esteem**
- **Engagement and concentration**



We call these **CORE** social skills





How does this play based approach develop Early Literacy skills?

Talking and Listening



- Develops imagination
- Extends talking and listening skills in variety of real life contexts
- Builds vocabulary
- Allows children to apply their language skills in real contexts

- Builds fine motor skills
- Develops empathy
- Opportunities to mark make and attach meaning
- Develops story telling using pictures, props, small world toys to create and tell stories to each other



Reading and Writing





What does a day look like in P1 in Noble Primary School?

- Morning Greeting to each child as they enter the class
- Morning routines eg lunches
- 7 mins Cosmic yoga to build core strength
- Class teaching time 'Carpet Time' introduce new sounds, common words, nursery rhymes etc



- **Task Board**

Teacher Group

Independent Task

Child Initiated



Whole Class Learning Share





How can I support Early Literacy development at home?




ENJOYMENT

MOTIVATION

SELF-ESTEEM

1. Talking and Listening

- Sing nursery rhymes, talk about words that rhyme, make up rhyming strings eg cat, hat, mat...
- Clap out syllables in words and listen for patterns
- Listening for and distinguishing between sounds



2. Phonics

- Each letter has a name, a sound and a formation
- Listen for the sounds all around you
- Play 'I spy...'
- Go on sound hunts in the house
- Practise the formation using salt or sugar in a tub



3. Reading

- Enjoy stories together. Have a favourite. Retell in own words
- Play matching games, pairs games with common words
- Talk the words in sentences



4. Writing

- Develop fine motor skills using toys, lego, pegs, play dough
- Climbing frames and monkey bars to build core strength
- Carry heavy things (shopping bags, boxes)
- Build gross motor skills ball throwing, swimming, sports
- Draw pictures together. Add details and talk about them.
- **VALUE** every mark they make and every story it tells. It has meaning to them!



How can I help my child if they find things difficult?

THE POWER OF YET!





How can I follow my child's development and progress in school?



Follow us on Twitter
[@Noble_P_S](https://twitter.com/Noble_P_S)

[#NobleP1play](https://twitter.com/Noble_P_S)





- What have you learned about PLAY today?
- Is there anything you need more information on?

Take Home

- Letter formation rhymes
- Core strength/pencil control information
- Suggested websites and Apps



