

# Clue 1: Answers


A water bottle was dropped by the thief near the trophy cupboard.

Here are some different types of sports balls. Their weight is given in grams.

Compare the weight of the different balls, and use  $<$  or  $>$  in the boxes below, to show which of the balls is heavier. If there are more  $<$  signs, then the water bottle was made of metal.



450g



360g



156g











624g









163g



46g

-   
-   
-   
-   

-   
-   
-   

Answer to Clue 1:

**There are more  $<$  signs. The water bottle was metal.**

# Clue 2: Answers

Work out the missing numbers in each calculation. Then, find the numbers in the key below and rearrange them to make a sentence.

1.  $35 - \boxed{13} = 22$

4.  $81 - \boxed{6} = 75$

2.  $100 - \boxed{80} = 20$

5.  $49 - \boxed{11} = 38$

3.  $71 - \boxed{5} = 66$

4 male	6 <b>trophy</b>	9 shoe	11 <b>was</b>
80 <b>thief</b>	70 sports	13 <b>the</b>	5 <b>female</b>

Answer to Clue 2:

**The trophy thief was female.**

# Clue 3: Answers

Find out how many of these groups of coins add up to £1.36.

Then, use the table at the bottom to see which year group the trophy thief is from.

**£1.36**

**£1.36**

	Tick	Year
I found two ways to make £1.36		1
I found three ways to make £1.36		2
I found four ways to make £1.36	✓	3

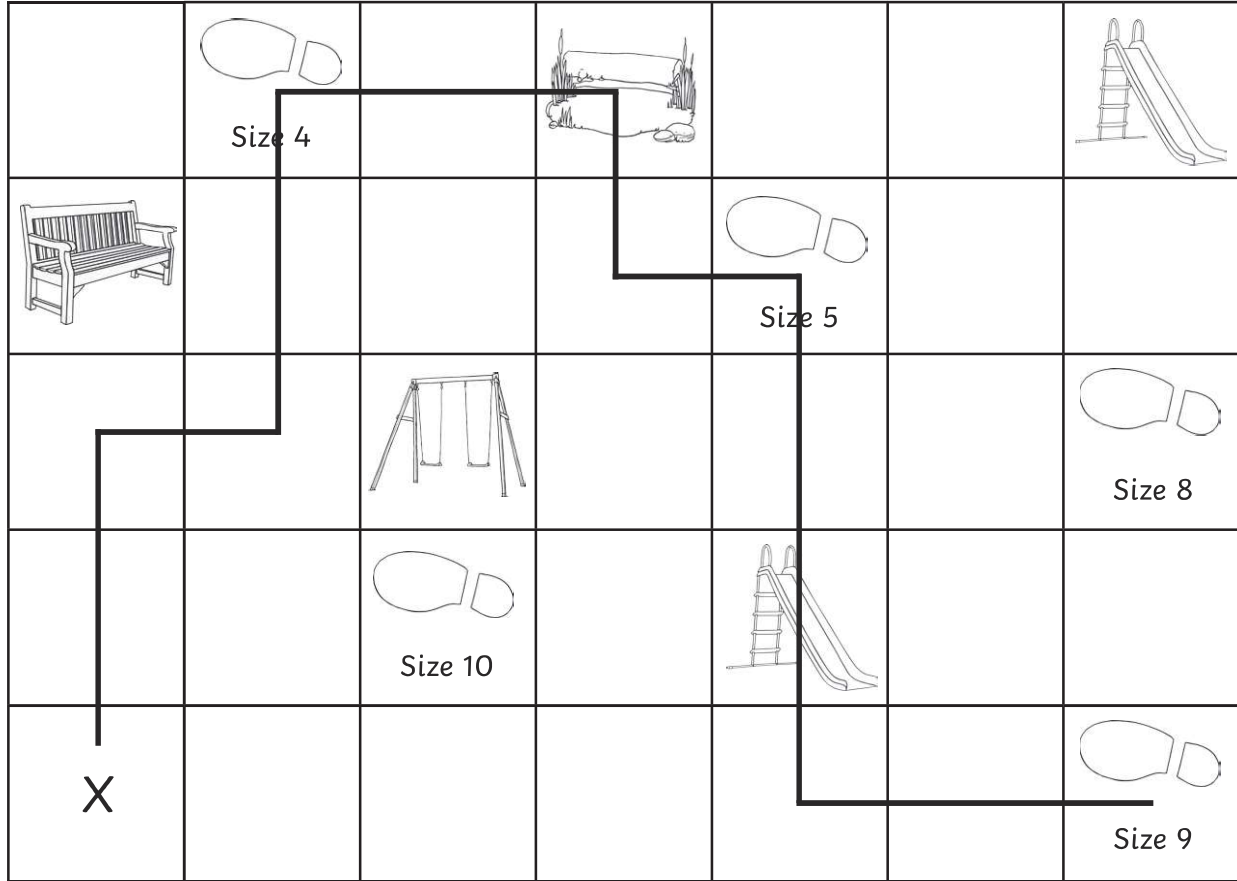
Answer to Clue 3:

**The thief is from year 3.**

# Clue 4: Answers

A footprint was discovered beside the trophy cupboard!

Use the instructions below to solve clue number 4. The instructions will take you to the square which will tell you what size shoes the trophy thief had.

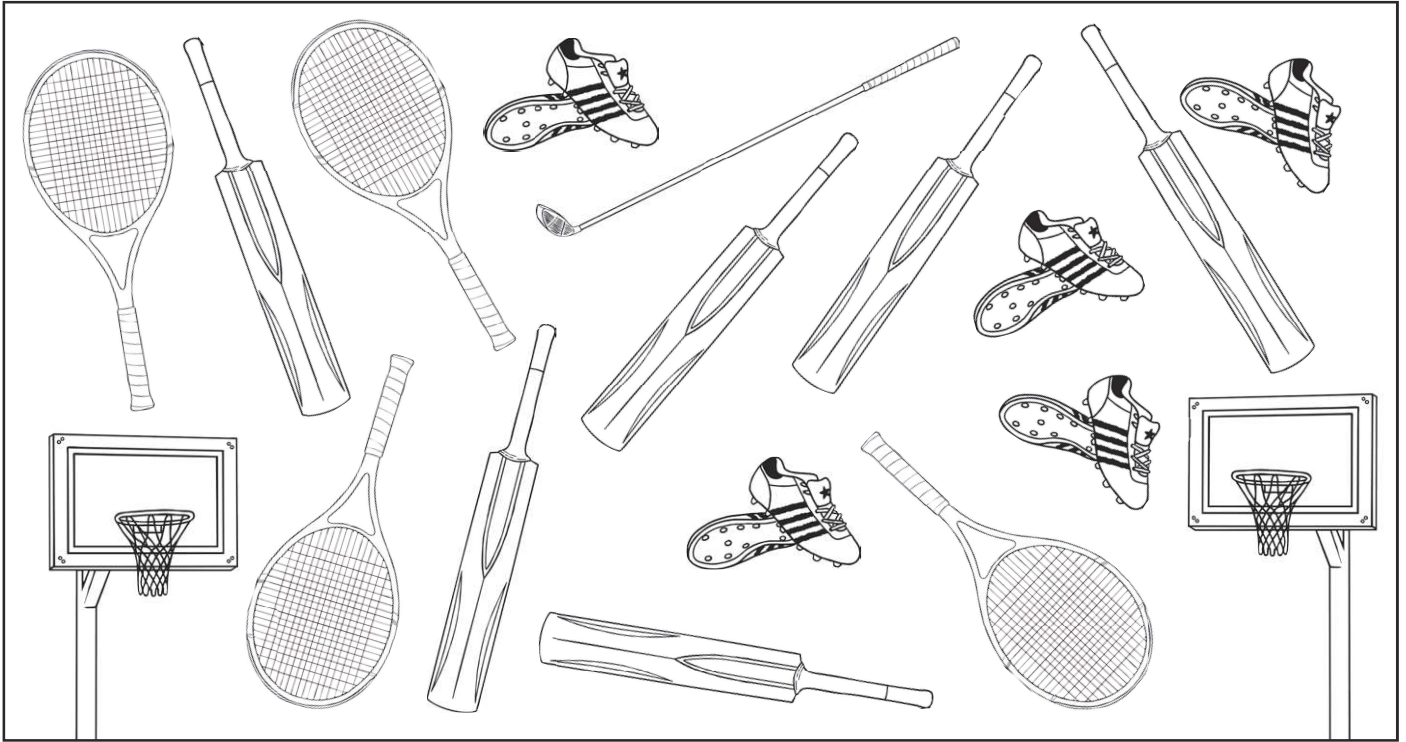




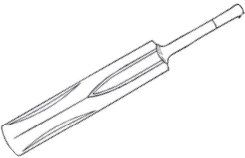


1. Start at X.
2. Move 2 squares forward.  
Turn right.
3. Move 1 square forward.  
Turn left.
4. Move 2 squares forward.  
Turn right.
5. Move 2 squares forward.  
Turn right.
6. Move 1 square forward.  
Turn left.
7. Move 1 square forward.  
Turn right.
8. Move 3 squares forward.  
Turn left.
9. Move 2 squares forward.
10. You have reached the answer!
11. The shoe size of the thief is **size 9**.

# Clue 5: Answers

Count the sports equipment and complete the bar graph. Then, answer the questions on the next page.

Find the answers in the key, then rearrange the words to make a sentence which tells you which team the thief played for.



6					
5					
4					
3					
2					
1					
					

## Clue 5: Answers

Find the answers in the key, then rearrange the words to make a sentence which tells you which team the thief played for.

1. Look at the equipment which appears the most. How many are there?  
**6**
2. Look at the equipment which appears the least. How many are there?  
**1**
3. How many tennis rackets and pairs of football boots are there altogether?  
**9**
4. What is the difference between the number of cricket bats and basketball hoops?  
**4**
5. How many more tennis rackets are there than golf clubs?  
**3**
6. How many pieces of equipment are there altogether?  
**18**

<b>9</b> played	5 red	<b>3</b> thief	<b>1</b> the
11 size	<b>6</b> team	12 green	10 shoe
17 yellow	19 lost	<b>4</b> for	<b>18</b> blue

Answer to Clue 5:

**The thief played for the blue team.**

Have you solved the mystery of the trophy thief?

It is **Mollie!**