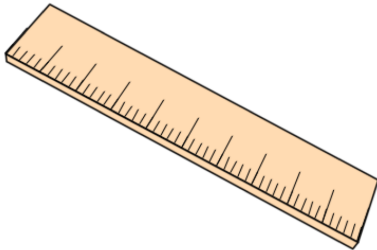


Primary Practice Questions



Pie Charts



Tips

- Read each question carefully
- Attempt every question.
- Check your answers seem right.
- Always show your workings

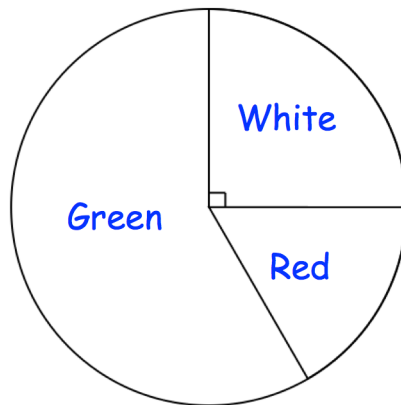
Recap



Remember

- There are daily questions found at
www.corbettmathsprimary.com/5-a-day/

1. This pie chart shows the colour of sweets in a bag.

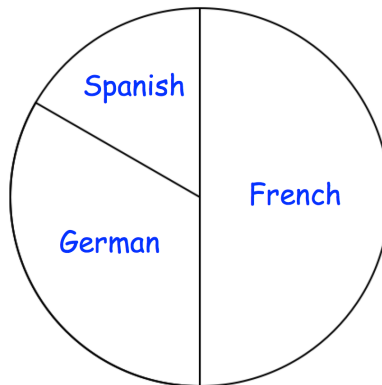


What is the most common colour of sweet?

What is the least common colour of sweet?

What fraction of the sweets are white?

2. The children in Year 7 study one language.
They study either French, German or Spanish

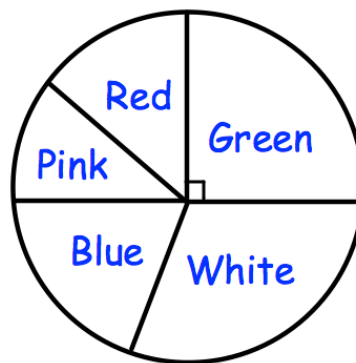


What is the least popular language?

There are 120 children in Year 7.

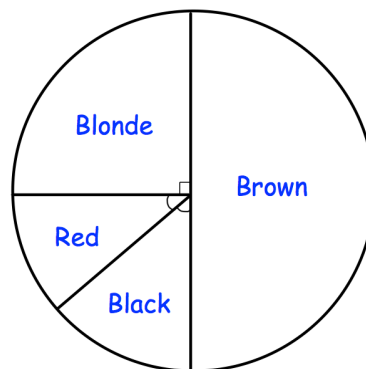
How many children study French?

3. The pie chart shows the colours of 32 beads.



How many beads are green?

4. The pie chart shows information about the hair colour in a class.

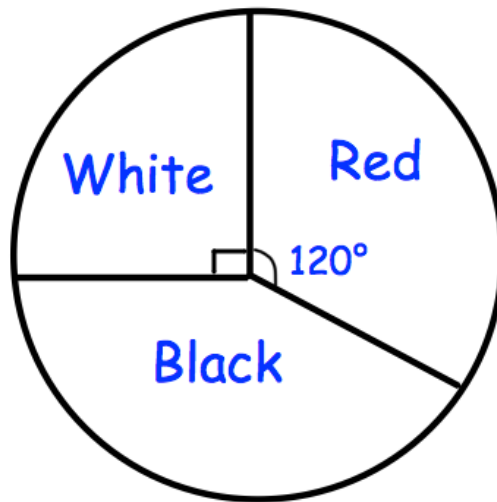


There are 24 children in the class.

How many children have blonde hair or brown hair?

5. A bag contains red, white and black counters.

The pie chart shows information about the counters in the bag.

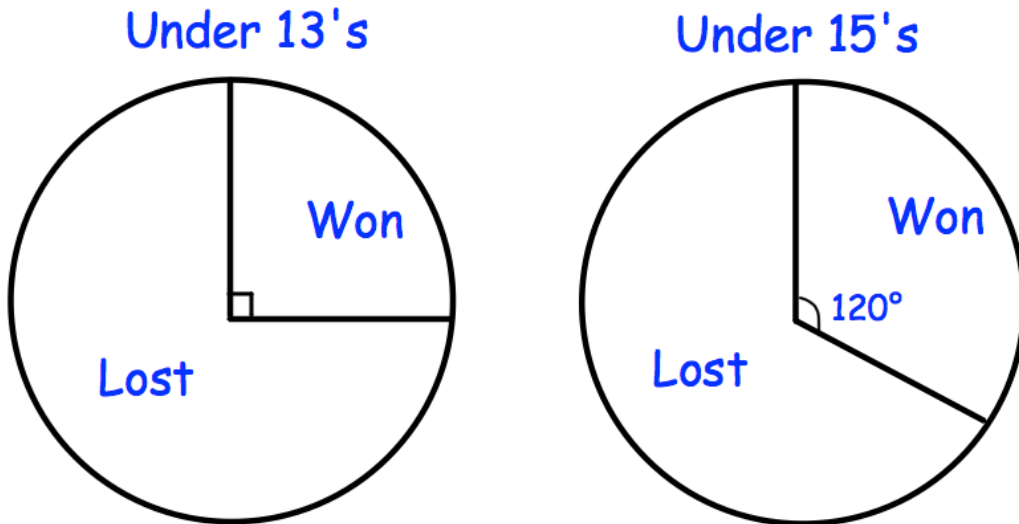


There are 48 counters in the bag.

How many counters are black?

6. A school has two rugby teams, Under 13's and Under 15's.

The pie charts show information about the number of matches each team won and lost, last season.



The Under 13's played 28 matches.
The Under 15's played 18 matches.

Tick the statements that are true

The Under 15's won **a third** of their matches

The Under 13's lost **a quarter** of their matches

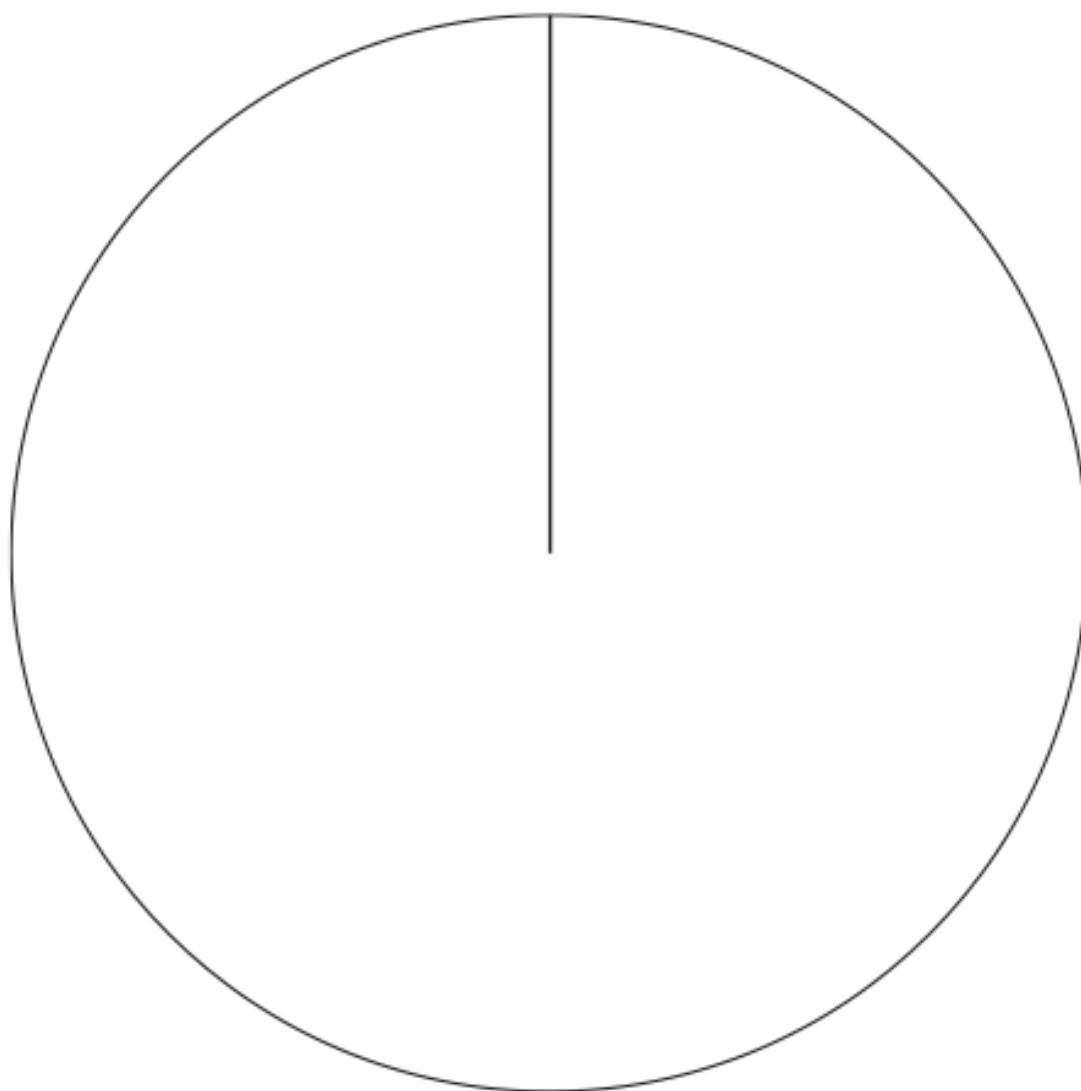
The Under 13's won 7 matches

The Under 15's won more matches than the Under 13's

7. The table gives information about the holiday destination of 18 students in a class.

Country	Frequency	
France	3	
Wales	4	
England	11	

Draw an accurate pie chart to show this information



8. The table gives information about the dogs in a village

Breed	Frequency
Spaniel	11
Poodle	7
Greyhound	4
Jack Russell	14

Draw an accurate pie chart to show this information

