

# Fair Trade Art: Coffee Paintings

## You will need:

Sticks

Paintbrushes


Plastic forks

Feathers

Sponges


Fingers


Coffee




## Instructions

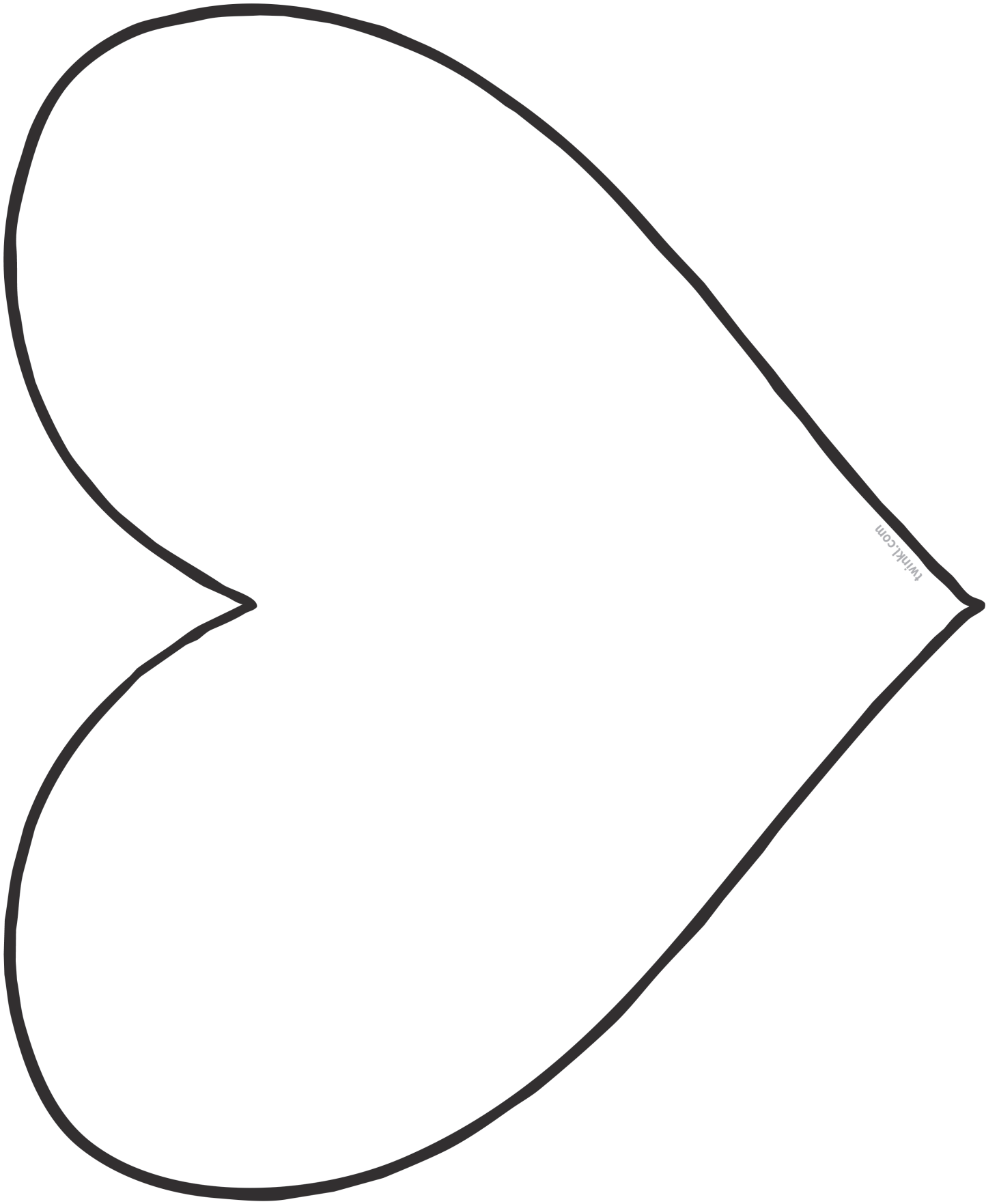
1. Dissolve 5 spoons of coffee in small amount of water to get a thick mixture.
2. Let children experiment on the A4 and A3 paper. Depending on what resources are available to you, watercolour paper or card are recommended for this activity. Using masking tape around the edges of the paper to secure it to the tables will help prevent wrinkling. Simply leave secured until dry.
3. You can also use:
  - Cocoa powder
  - Turmeric
  - Paprika
  - Spirulina powder







twinkl.com



twinkl.com