

## 2. My Confirmation Saint



### Background for parents/carers

**"There are no better examples than the saints, and no better helpers. If my namesake is a saint, I have a friend with God."**

*(YouCat p. 120)*

Your child has been learning about the Holy Spirit and the ways that they can be guided in their lives. As your child prepares for the Sacrament of Confirmation they will be learning about the Saints who were also inspired and enlightened by the Holy Spirit. When considering which Saint's name your child will choose they must reflect upon the ways in which this person can encourage them to live like Jesus. Through learning about the Saints' strengths and faithfulness your child should begin to explore his/her own gifts and talents considering how these can be used each day.

It is essential that there are opportunities provided for quiet prayer and reflection. Your child's chosen Saint should help guide them as they prepare for the Sacrament of Confirmation and beyond. Ideally, boys should choose a male saint and girls should choose a female saint.

**Bible references for this theme:**

**During this theme your child will become more familiar with the following key vocabulary:**

Baptismal name   Confirmation name  
faithfulness   service   vocation

## School Session



After Jesus died, his disciples were deeply saddened and were left without hope but the Holy Spirit appeared to them at Pentecost and changed their lives forever. Since then, many other people have received the Holy Spirit and lived extraordinary lives. Today we recognise these people as Saints and many of them gave up their lives for their strong faith.

Research three Saints of your choice. Write three facts about them and describe how they inspire you.

## Home Session 2



Research at home, to find out about your Confirmation Saint (there are great links to relevant websites at <http://www.rcdom.org.uk/confirmation-preparation>).

Answer the following questions and discuss what you have found with an adult.

What is your Saint's name?

Where and when did he/she live?

What did he/she do to show their love for God?

Why were they made a Saint?



What inspires you most about him/her?


Parent/Carer signature: \_\_\_\_\_

# School Session



Draw a picture of your chosen Saint and create a motto that you can use to inspire you.





## Prayer Time at Home



This could be a good time to reflect on your experiences this week.

- Light a candle if you have one (your child's Baptismal candle could also be used.)
- You may want to set up a small altar as a point to focus on during your prayer, this could consist of a Bible, flowers and your candle.
- Close your eyes for a couple of minutes and think about how God's Spirit has been in your heart this week and how your experiences have brought you closer to him.
- When finished reflecting, say together:

In the name of the Father and of the Son and of the Holy Spirit. Amen

Dear Holy Spirit, bless \_\_\_\_\_ with the gifts which you bestowed on the disciples. As he/she prepares to become a full member of the Catholic Church, fill him/her with compassion, wisdom, justice and integrity. We ask the saints to intercede for him/her, as he/she strives to show God's love.

In the name of the Father and of the Son and of the Holy Spirit. Amen