

Line

Line is a mark that is longer than it is wide.

Task: Hairstyles.

Changing the type of lines you use make more interesting art. Use different line types (broken, straight, wavy, curved, spikey) to draw yourself with a variety of different hairstyles!




Line

Line is a mark that is longer than it is wide.

Task: Whooshing Waves.


Artists often change the shape and direction of their lines to create movement. Can you create a simple black line drawing of the sea showing its whooshing waves? What type of lines would look best?



Shape

Task: Shape Monster.

Create a monster entirely out of shapes! Use a large shape for the body, then add the rest of the body parts using different shapes and sizes to create your very own 'shape monster'.



Shape

Task: Mark it Out.

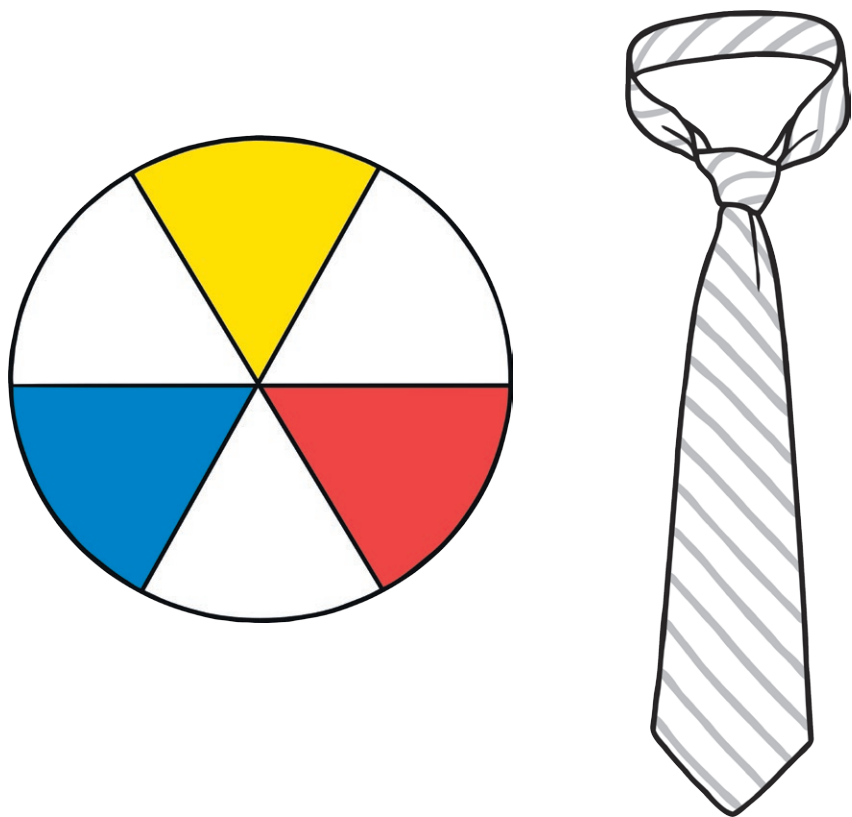
Using a white wax crayon, draw some of your favourite shapes on a large piece of paper. Next, paint over your picture using your favourite colour and watch your shapes stand out!



Colour

Task: Primary Colours.

Design a new school tie using only the primary colours from the colour wheel. Do you think these colours make a nice combination?

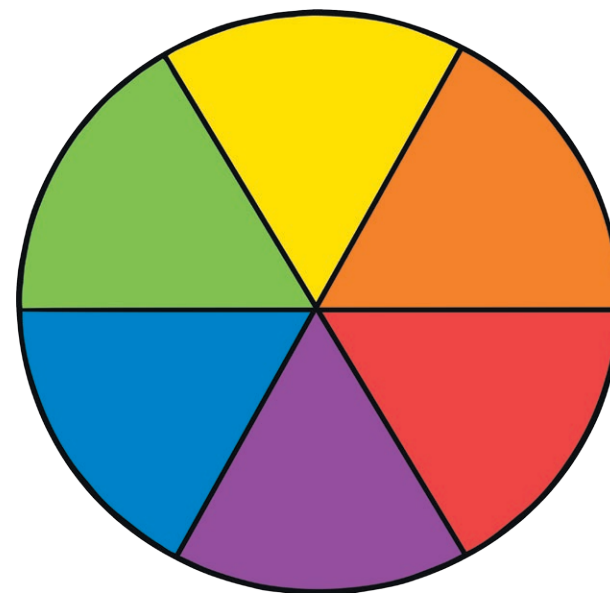


Colour

Task: Tones and Tints.

Artists create different tints and tones of colour by mixing different combinations. Tints are created when white is added and a tone when grey is mixed.

Using the colours on the colour wheel, experiment with creating tints and tones by adding white or grey paint. Can you have different shades of tones and tints?



Pattern

Pattern is the repetition of the other visual elements.

Task: Patterned prints.


Can you design a sheet of wrapping paper using colour and shape? You could draw, paint or use stamps.



Pattern

Task: Symmetrical Patterns.

Patterns can often be found in nature and can be symmetrical; this means that they are identical on both sides. Can you create a symmetrical butterfly design? Use our butterfly template to help you!




Form

Form are shapes in 3D!

Task: 3D Models.

Shaping or combining materials to make a 3D sculpture can create form. Can you make a sculpture of a building using just straws and playdough?



Form

Form are shapes in 3D!

Task: 3D Shapes.

Artists use line, tone and colour to create the illusion of form when creating 2D pieces like paintings and drawings. Can you look closely at a selection of 3D shapes and have a go at creating form when drawing them? Think about the angle of the line, the shadows created and the contrast in colours.



Texture

Task: Rubbings.


Placing paper over an object before rubbing with a pencil can cause different textures. Have a go exploring different rubbings. Try outside to create some rubbings of bark and leaves. How does your paper feel now?



Texture

Task: Textured Names.

Each letter of your name has to be created using a different texture. Look for a range of materials e.g. soft, fluffy, jagged, bumpy, hard. Create a collage of your name using different materials for each letter.




Tone

Tone gives colour its shade of light or dark. This helps artists to create form.

Task: Hatching.

Drawing lots of lines in only one direction and changing the distance between them can create tone. You can create a dark tone by drawing lots of little lines close together and leaning heavily with your pencil. To create a lighter shade, space the lines apart and lean less heavily with your pencil. Have a go at creating a tonal scale from light to dark using lines only.



Tone

Tone gives colour its shade of light or dark. This helps artists to create form.

Task: Cross-hatching.

Cross-hatching is created by drawing lots of lines going in different directions. The more lines and more directions you draw will create a deeper tone compared to short spaced out lines only going in one direction. Have a go at creating a tonal scale from light to dark using cross-hatching.

