




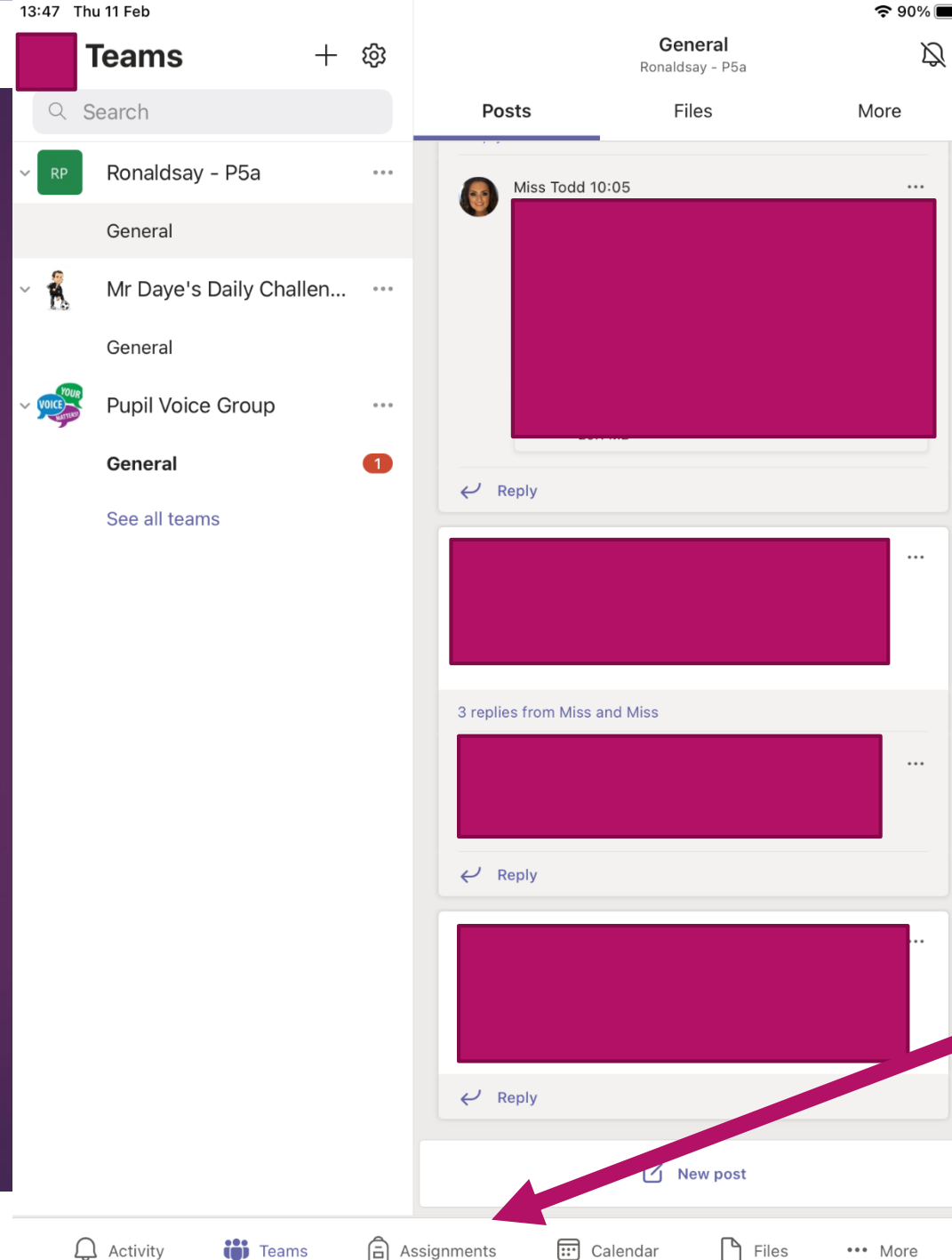
How to hand in work using Assignments



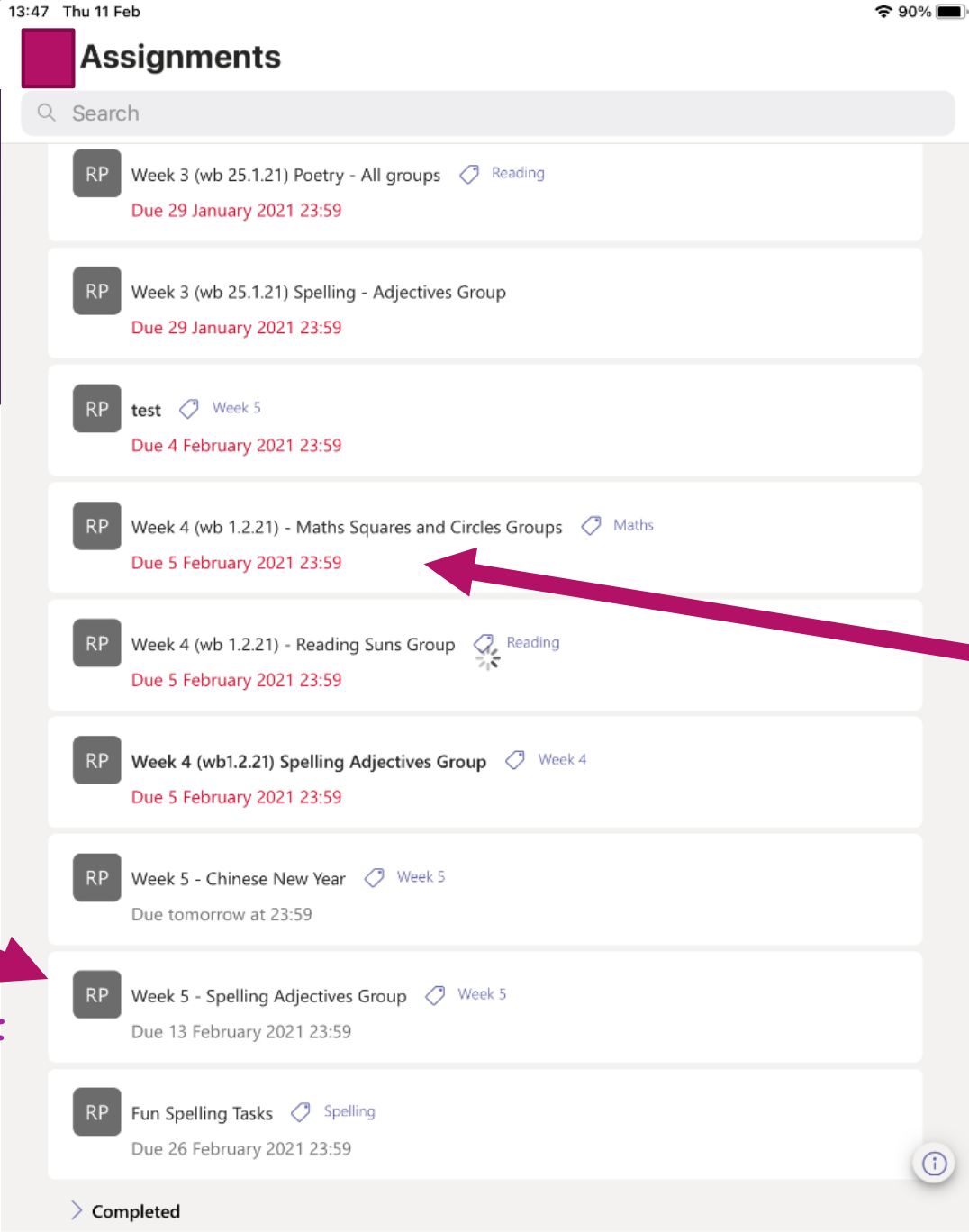
All work should now be accessed and returned via Assignments on Teams. This makes it a lot easier for you to find your work, to return it to your teacher and for your teacher to mark your work.

Any work not handed in this way may not be marked.

This is how your Teams page looks on an iPad. It may vary on different tablets and laptops, however the process is still the same.



Click on the assignments tab. This is how you will access all of your work.



All work set for you will be found in Assignments.

You will need to scroll to the bottom to find the most recent work.

Click on the piece of work.

Work with a red date shows that it was due to be handed in previously.

13:47 Thu 11 Feb

90%



Ronaldsay - P5a

Hand in


Week 5 - Spelling Adjectives Group Week 5

Due 13 February 2021 23:59

Instructions

None

My work

 Week 5 (wb 8.2.21) - Adjectives Spelling

 Add work

Points

No points

 Immersive Reader

The work you have to compete, and any resources you need, will be found here.

Click on the piece of work.

Teams 13:47 Thu 11 Feb Ronaldsay - P5a Notebook

Home Insert Draw View

Calibri 20 B I U abc A

Week 5 - wb... Edit

Untitled Page

Week 4 (wb 1.2.21)...

Fun spelling 21.1.21

test

Chinese New Year

Week 5 (wb 8.2.21)...

Week 5 (wb 8.2.21)...

+ Page

Week 5 (wb 8.2.21) - Adjectives Spelling

04 February 2021 13:44

As we only have two days of school this week, we are going to revise some words from the past few weeks.

These are this week's spelling words:

beautiful grateful
furniture signature
powerful mature
mixture
temperature
stretcher writing

Thursday 11th February 2021
and Friday 12th February 2021

Your work will open up in the format that your teacher has set, for example, One Note, Word, PDF etc.

One Note will save your work automatically. If you are using another format, please remember to save your work!

The screenshot shows the OneNote application interface. At the top, there is a purple header bar with navigation icons and the text "Ronaldsay - P5a Notebook". Below the header is a drawing toolbar with various colored pens and highlighters. The main content area displays a notebook page titled "Week 5 (wb 8.2.21) - Adjectives Spelling". The page content includes a date and time stamp "04 February 2021 13:44", a paragraph of text, a list of spelling words, and a date range. A red arrow points from the text on the right towards the drawing toolbar.

Week 5 (wb 8.2.21) - Adjectives Spelling

04 February 2021 13:44

As we only have two days of school this week, we are going to revise some words from the past few weeks.

These are this week's spelling words:

beautiful	grateful
furniture	signature
powerful	mature
mixture	
temperature	
stretcher	writing

beautiful grateful

Thursday 11th February 2021
and Friday 12th February 2021

Complete your work as instructed. If, for example, your work is on One Note, you can use the 'Draw' tool to write directly on to the document. If it is a Word document you can type to edit.

13:50 Thu 11 Feb

89%



Ronaldsay - P5a

Hand in


Week 5 - Spelling Adjectives Group Week 5

Due 13 February 2021 23:59

Instructions

None

My work

 Week 5 (wb 8.2.21) - Adjectives Spelling

Working on opening in edit mode... Please refresh and try again.

 Add work

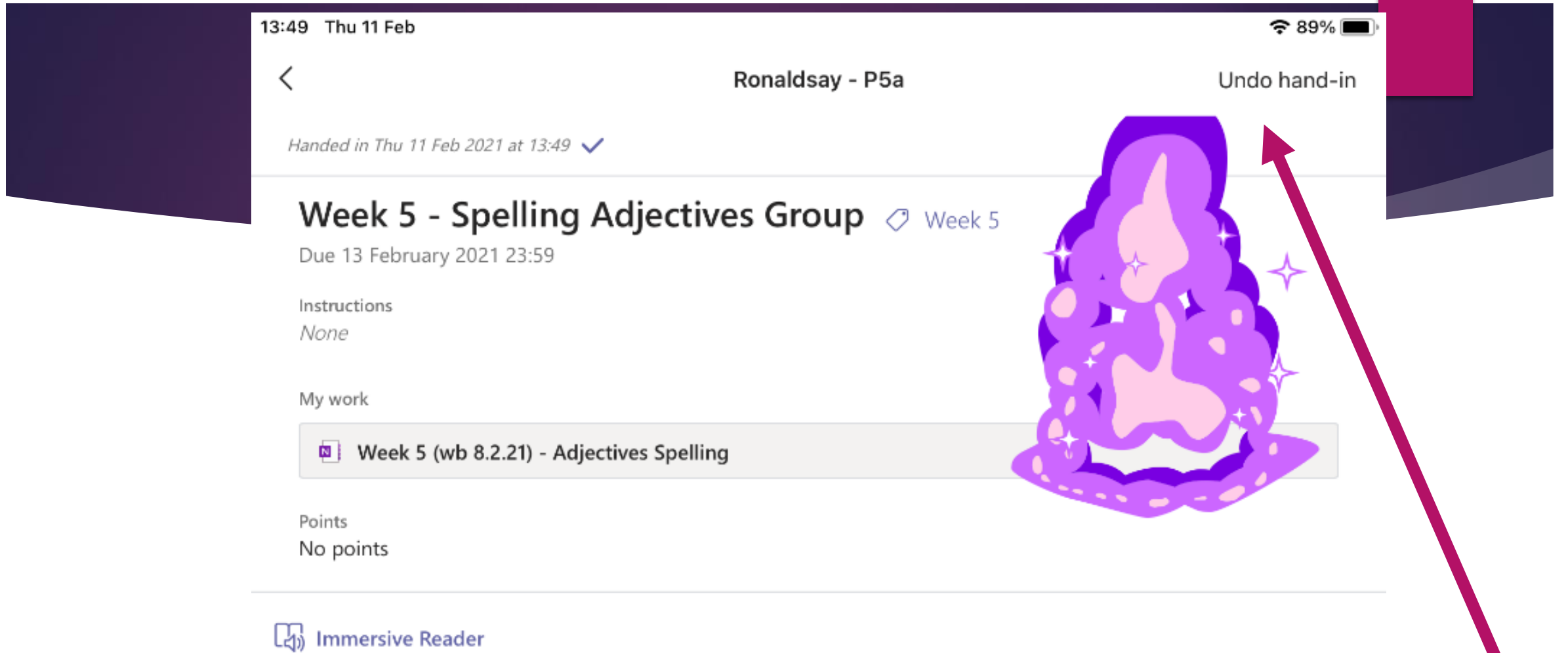
Points

No points

 Immersive Reader

ONE NOTE

Once you have completed your task, go back to your Teams page. Click on the 'Hand-in' button at the top right. You must make sure you do this to hand in your work or else it may not be marked. Work must be handed in through Assignments.



An animation will pop up and let you know you have handed your work back to me. The 'Hand-in' button will now say, 'Undo hand-in'.

13:50 Thu 11 Feb

89%



Ronaldsay - P5a

Hand in


Week 5 - Spelling Adjectives Group Week 5

Due 13 February 2021 23:59

Instructions

None

My work

 Week 5 (wb 8.2.21) - Adjectives Spelling

Working on opening in edit mode... Please refresh and try again.

 Add work

Points

No points

 Immersive Reader

If you completed your task on Word, PDF etc you will need to attach it. You can also take a photograph of your work and attach it here.

Week 5 - Spelling Adjectives Group 🔗 Week 5

Due 13 February 2021 23:59

Instructions
None

OneDrive

+ New file

🔗 Link

👤 Teams

OneDrive

📄 Title	🕒 Modified ▼
📁 Microsoft Teams Chat Files	2 Apr 2020
🖼️ Seasons.jpeg	12 Jan 2021
📄 Number of the Day activity sheet - ...	12 Jan 2021
🖼️ HWB Mindmap.jpg	12 Jan 2021
📄 Addition Revision 1.docx	12 Jan 2021
📄 'ch' Phoneme Board.docx	12 Jan 2021
🖼️ chilli challenge 11.1.21_1.jpg	11 Jan 2021
🖼️ addition revision task 11.1.21_2.jpg	11 Jan 2021
🖼️ addition revision task 11.1.21_1.jpg	11 Jan 2021
📄 'CH' Phoneme Story 1.docx	11 Jan 2021

📄 Upload from this device

📁 Photo Library

📷 Take Photo or Video

⋮ Browse

Cancel

Attach

Pick your piece of work and attach it.

Click here to upload a document that you have saved.

Click here to upload a photograph of your work.

13:51 Thu 11 Feb

89%



Ronaldsay - P5a

Hand in


Week 5 - Spelling Adjectives Group Week 5

Due 13 February 2021 23:59


Instructions

None

My work

 Week 5 (wb 8.2.21) - Adjectives Spelling

Working on opening in edit mode... Please refresh and try again.

 67BBF99D-DCE0-4B4B-B1EE-D1DB626A8311.png 

 Add work

Points

No points

 Immersive Reader

You will see that you have attached your work to the Assignment.

Now click 'Hand in' and it will be sent to your teacher.

13:51 Thu 11 Feb 89%

Ronaldsay - P5a Undo hand-in


Handed in Thu 11 Feb 2021 at 13:51 ✓


Week 5 - Spelling Adjectives Group Week 5

Due 13 February 2021 23:59

Instructions
None

My work

 Week 5 (wb 8.2.21) - Adjectives Spelling

 67BBF99D-DCE0-4B4B-B1EE-D1DB626A8311.png

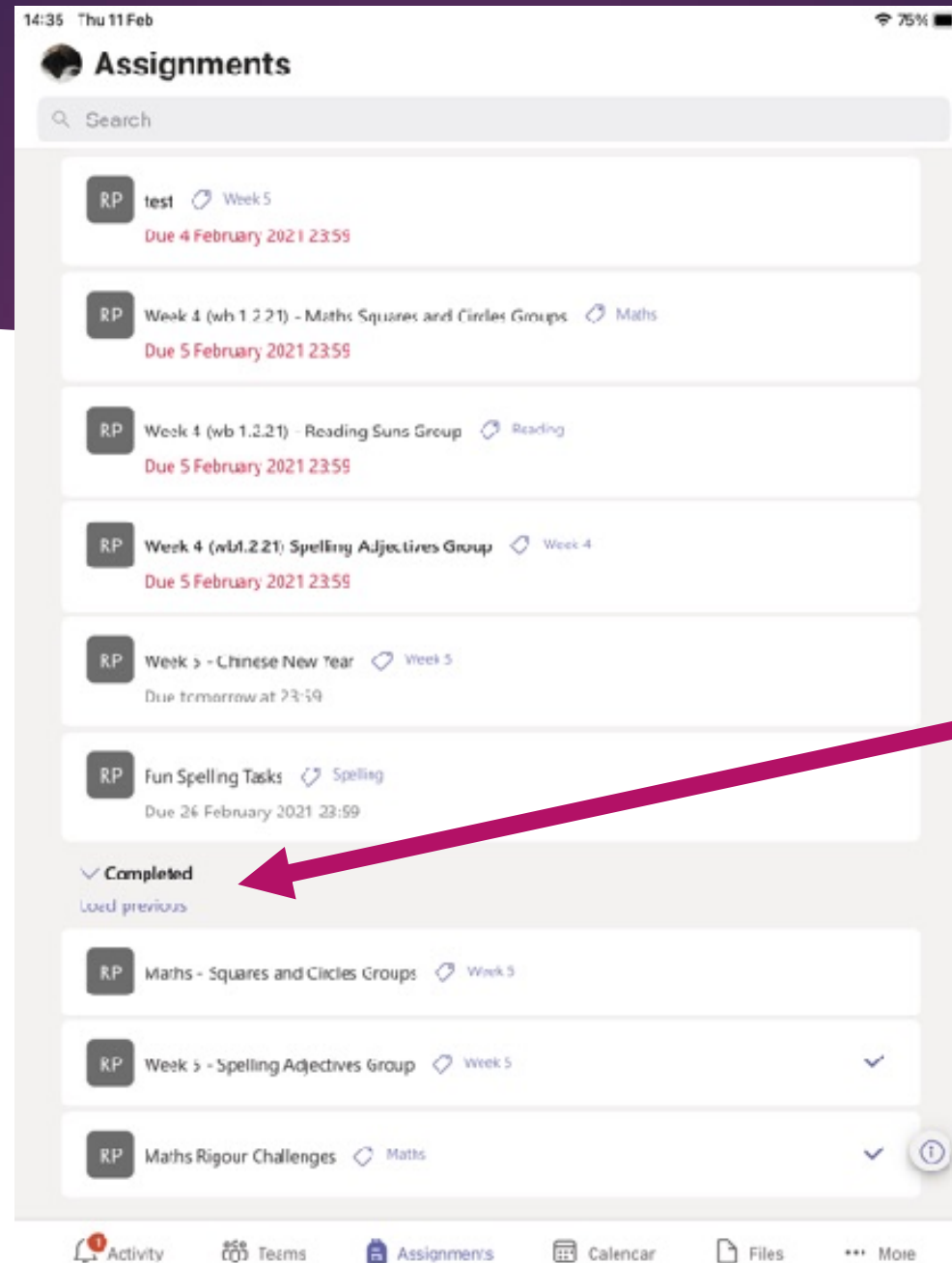
Points
No points



An animation will pop up and let you know you have handed your work back to me. The 'Hand-in' button will now say, 'Undo hand-in'.

And that is you finished!

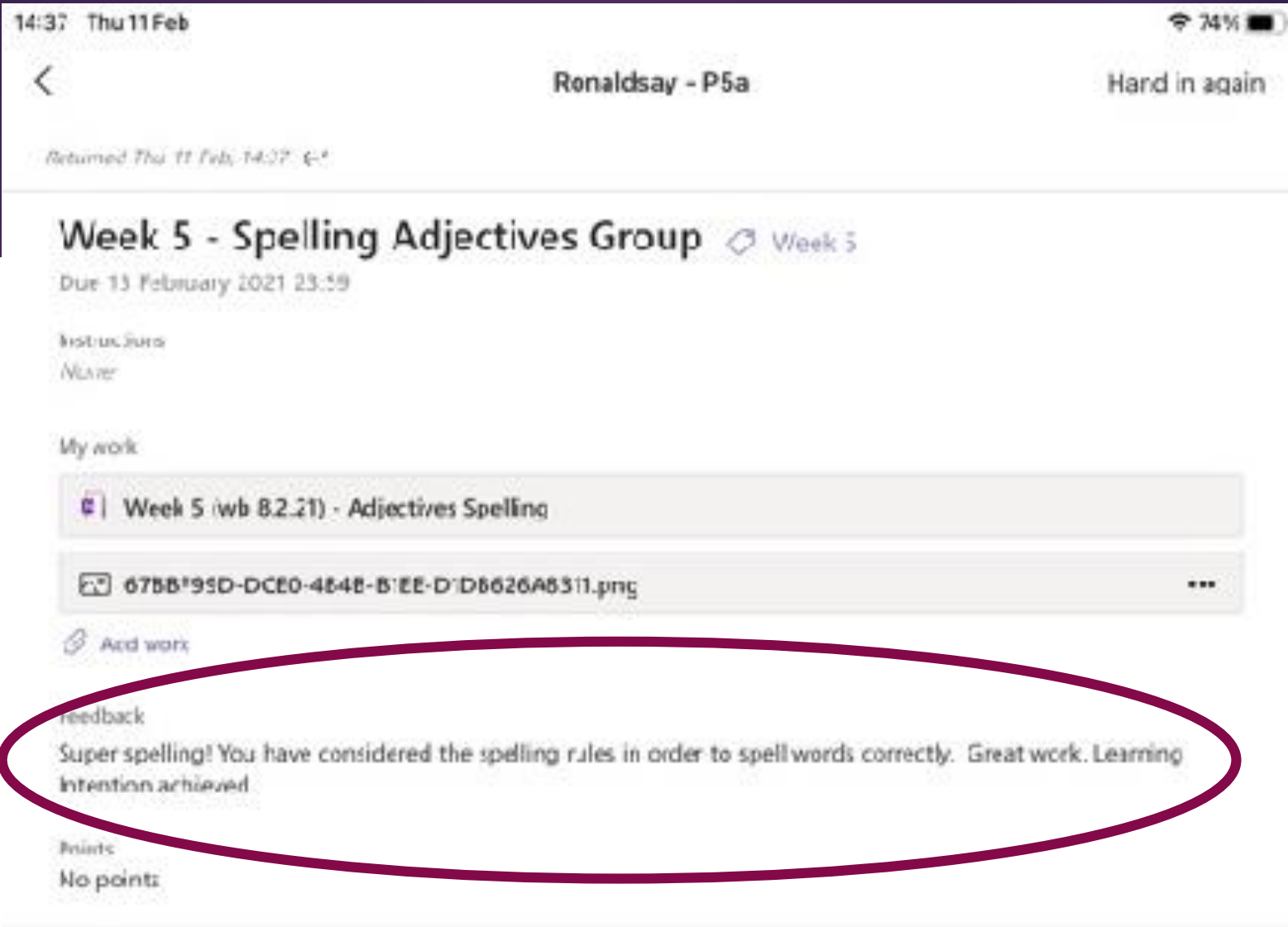
Getting Feedback



You will receive a notification when your work has been marked.

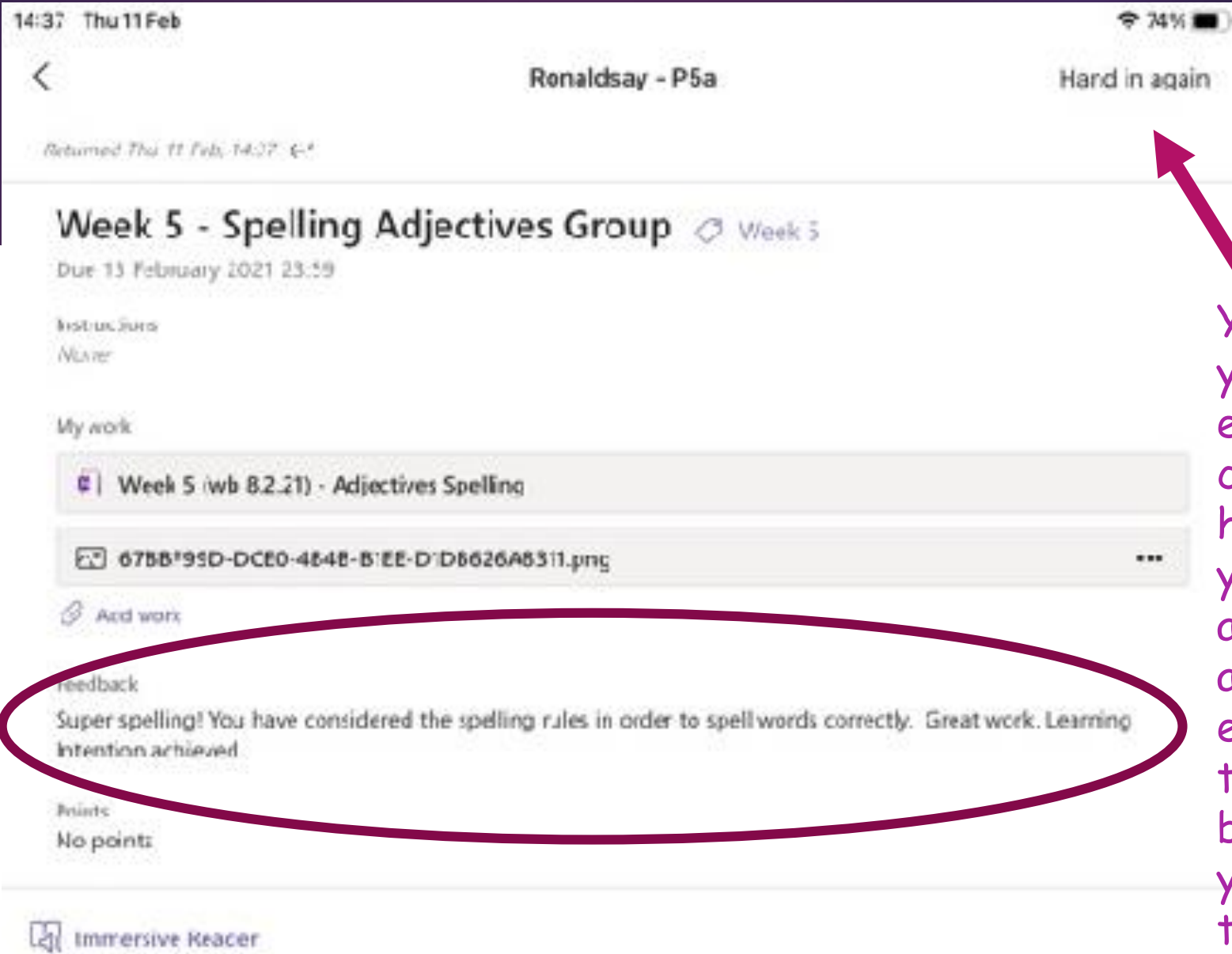
To see your feedback, go back to Assignments and scroll down to 'Completed'. This will list the tasks you have handed in.

Click on your piece of work.



Your feedback from your teacher can be read here. If you completed your work on One Note, your document will have been marked too.

If you handed your work in as a photograph, it is not possible for your teacher to write on the photo, however it will be opened and then feedback left under your work, like in the picture.



If your feedback includes any corrections from your teacher, or any work that you still need to complete, it will be written in this comment.



You can go back to your document and edit it to make the changes your teacher has asked for. Once you have done this, attach the new work again in the way explained and click the 'Hand in again' button. This sends your new work with the corrections back to your teacher.