



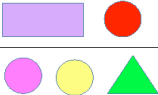







This week's focus is Julia Donaldson's 'The Smeds and the Smoos'.

Literacy	Numeracy/Maths	Health & Wellbeing	Other Areas
<p>RAINBOW SPELLING - Use different coloured crayons/pens to write the words from, just, come, into, went & your in your jotter.</p> 	<p>POSITIONAL LANGUAGE - Tell someone about the position of the teddy bear (page 2 of the document). Use words/phrases like <i>on top of, under, beside, at, in, between.</i></p>	<p>ACHIEVING - SELF ASSESSMENT - In school, we often assess our own work. We give ourselves a 'green for great' if we have successfully included a specific target in our written work or a 'pink for think' if we missed one out. Ask an adult to draw the pictures on pg 3 underneath your 'write about the picture' task. Colour in each target green if you achieved it or pink if you didn't. I have included an example of this on page 3 of this document.</p>	<p>Type 'The Smeds and the Smoos' into YouTube or type the following link into your internet browser: https://www.youtube.com/watch?v=wGX6A1WWsNU</p> 
<p>READING - Log on to oxfordowl.co.uk and look for book 'The get fit club'.</p> <ol style="list-style-type: none"> Word detectives - find all the words with the 'th' sound. Write them in your jotter. On page 14 there are 'Questions to talk about'. Discuss these with a member of your family. 	<p>BIG MATHS 'BEAT THAT' - On page 2 I have attached a 'Beat That' test. Ask an adult to time you completing the test. Can you complete it in under 30 seconds? Try it every day if you can.</p> 	<p>ACTIVE - BALLOON GAME - If you have a balloon, blow it up and play the balloon game. The rules are simple - hit the balloon up in the air and don't let it touch the ground. If you don't have a balloon, practise your ball skills. Try throwing and catching, bouncing and moving with the ball.</p>	<p>CREATIVE - Why do you think the baby Smoo-Smed was purple? Do you know which 2 colours can be mixed together to make purple? Mix paints together to create a picture of the baby Smoo-Smed. If you don't have paint, create a picture of the baby using the creative materials you have in the house.</p>
<p>RHYME - Rhyming words feature throughout the story 'The Smeds & the Smoos'. Watch the story on YouTube and listen out for some rhyming pairs.</p> <p>In your jotter, write some words that rhyme with:</p> <p>red blue</p> 	<p>PATTERN - Copy and complete the following patterns in your jotter.</p>  <p>1 2 3 1 2 3</p>	<p>SAFE - With a member of your family, watch 'I Can Feel Safe' - a video in which Elmo has built his very own blanket fort. Talk about the kind of places that make you feel safe. Talk about who keeps you safe. Watch the YouTube video below and create your own 'safe place'.</p> <p>https://youtu.be/RfIpYplGWQw</p> 	<p>PURPLE PARTY - There is often a celebration shortly after a baby is born. Hunt around your home for as many purple items as you can find. Place them around the room as decorations for the purple party to celebrate the new baby. What kind of purple party food could you serve at your purple party? Perhaps a blueberry smoothie or alien-berry jam sandwiches!</p>
<p>WRITE ABOUT THE PICTURE - Choose a picture on page 2 of the document and write about it.</p>	<p>COUNTING - Draw...4 pairs of pink socks, 6 pairs of red socks, 3 pairs of blue socks & 7 pairs of green socks. Can you try counting in jumps of 2 to calculate how many socks you have in each colour?</p>	<p>NURTURED - WELCOMING A BABY - Janet Smed and Bill Smoo welcomed a lovely new baby. Split a page in your jotter into 4 boxes. In each box, draw something that a baby needs. Write the word to match if you can.</p>	<p>CONSTRUCTION - The Smeds & the Smoos travelled to different planets on a space rocket. Can you build your very own space rocket using construction or junk modelling materials you have around the house?</p>
<p>Dictated Sentence - Ask an adult to read one (or all) of the sentences below. You might need the sentences read to you 2 or 3 times. Write the sentence in your jotter. Don't forget to check your work afterwards. Check for accurate spelling, use of correct phonemes and correct punctuation.</p> <ol style="list-style-type: none"> I sat on the pin. Mum and dad went to get a cat for me. She went to the shop to get fish and chips. 	<p>TOPMARKS TOY SHOP MONEY GAME</p> <p>Type the above heading into your internet browser. Choose a level of difficulty. I would start with 'one coin' using 1p (up to 10p).</p> 	<p>EVERYBODY WORRIES - Log onto oxfordowl.co.uk and look for the book 'Everybody Worries'. Chat to a member of your family about worries you have and ask them if they have worries themselves.</p> <p>Task - create a worry monster. Using recyclable materials (eg. empty pringles tube/shoe box/tissue box) to make him. Each time you feel worried about something, draw it on a piece of paper and feed it to the worry monster. He will eat your worries so that you can let them go!</p>	<p>IMAGINATIVE/CREATIVE - The Smeds & Smoos visited the planets Vumjum, Lurglestrop, Grumbletosh, Glurch, Scoop & Klaboo. I want you to imagine you are looking down from your rocket at your very own imaginary planet. Draw what you can see.</p> <p>Your picture should include some sky, terrain and plant/animal life if there is any,</p>

POSITIONAL LANGUAGE TASK



LEARN IT'S Challenges!

Steps 2, 3 & 4

Name:
Class:
Date:

Step 2

$5 + 5 =$

$3 + 3 =$

$4 + 4 =$

Step 3

$2 + 3 =$

$2 + 1 =$

Step 4


$5 + 5 =$

$9 + 1 =$

$3 + 7 =$

$4 + 6 =$

$2 + 8 =$




© Andrell Education 2015
Andrell Education Ltd

MY BEAT THAT! SCORE WAS _____


WK: 7

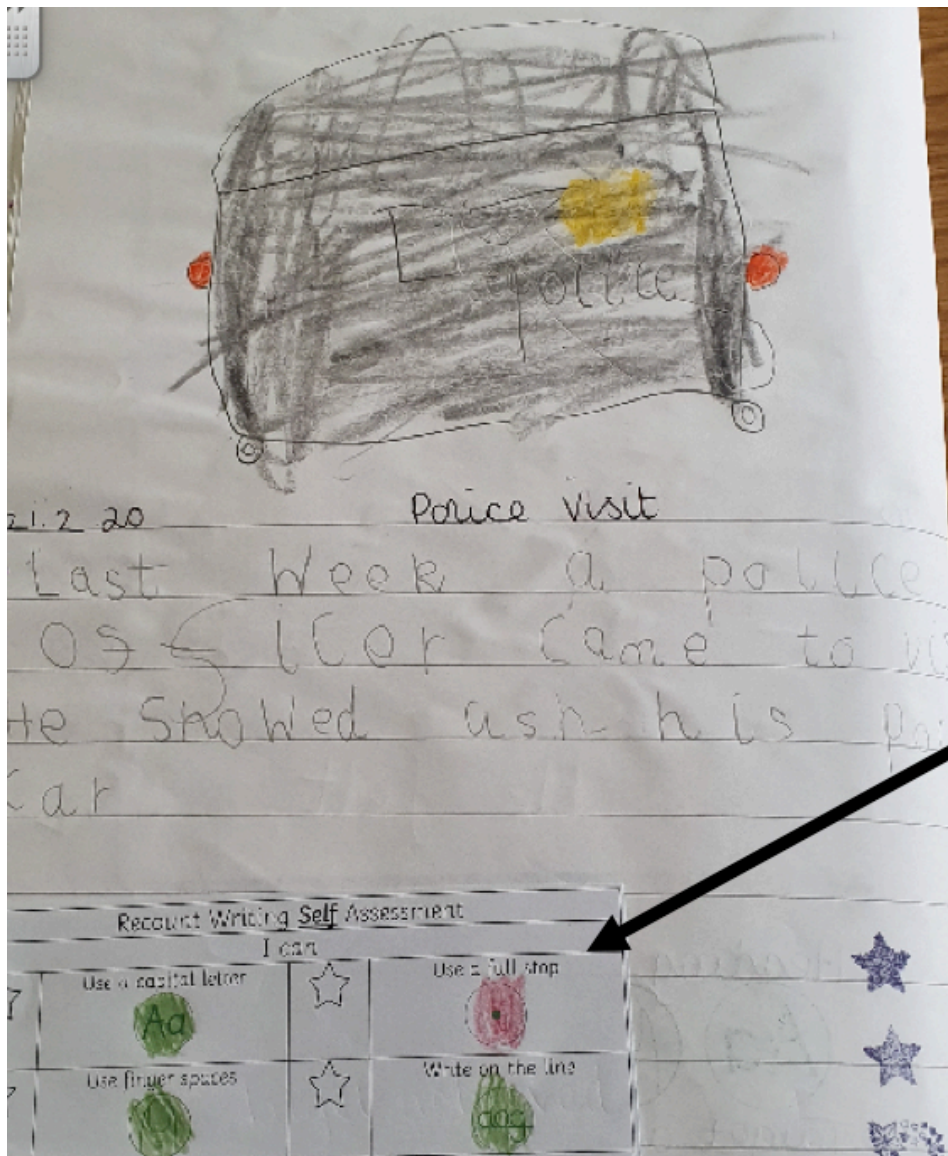
Score: _____

Write about the picture



worry monster examples






Green for great!
Pink for think!



Capital letter



Full stops



Write on the line



Finger spaces

Draw the above images under your child's written work. Once they have finished, ask them to colour each symbol green if they have included it in their sentence or pink if they haven't.