


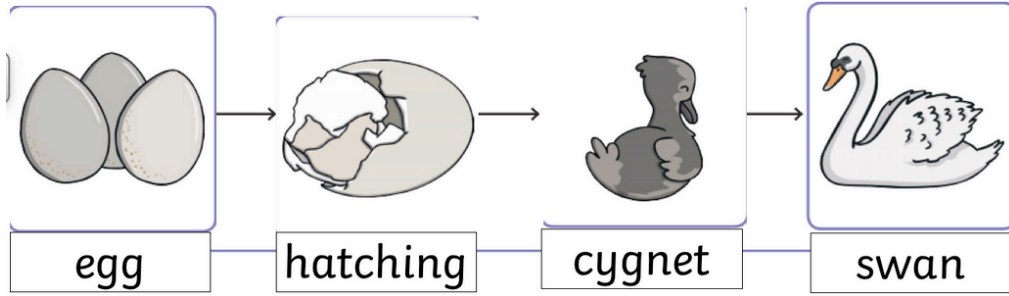


Literacy	Numeracy/Maths	Health & Wellbeing	Other Areas															
<p><b><u>Read, Write and Draw</u></b>                      Read some of the words/sentences on page 2 of the document. How many you choose to do is entirely up to you. Choose your level of difficulty (<b>green</b> - easy, <b>amber</b> - medium, <b>red</b> - hard). Once you have read them, write them in your jotter and draw a picture to match.</p>	<p>Listen to the song "5 Little Ducks" on YouTube, Spotify or wherever you listening to music. Complete the sums:</p> <table border="0"> <tr> <td>5-1=</td> <td>now for a challenge....</td> <td>15-1=</td> </tr> <tr> <td>4-1=</td> <td></td> <td>14-1=</td> </tr> <tr> <td>3-1=</td> <td></td> <td>13-1=</td> </tr> <tr> <td>2-1=</td> <td></td> <td>12-1=</td> </tr> <tr> <td>1-1=</td> <td></td> <td>11-1=</td> </tr> </table>	5-1=	now for a challenge....	15-1=	4-1=		14-1=	3-1=		13-1=	2-1=		12-1=	1-1=		11-1=	<p><b><u>PHYSICAL ACTIVITY - DANCE</u></b>                      Try and learn the words to the 'Ugly Duckling' song.  <a href="https://www.youtube.com/watch?v=neX_E8Ozf88">https://www.youtube.com/watch?v=neX_E8Ozf88</a>                      Can you make up a dance to go along with the song? Maybe you could use your hands and pretend they are beaks when 'quacking'.</p>	<p>Our theme this week is 'The Ugly Duckling'. Type the following link into your internet browser  <a href="https://www.youtube.com/watch?v=xQ6YYzmkBMs">https://www.youtube.com/watch?v=xQ6YYzmkBMs</a>                      or type 'The Ugly Duckling' into YouTube and choose a story to watch and listen to.</p>
5-1=	now for a challenge....	15-1=																
4-1=		14-1=																
3-1=		13-1=																
2-1=		12-1=																
1-1=		11-1=																
<p><b><u>WRITING -Persuasive</u></b>                      The other birds were very unkind to the duckling. Can you make a persuasive piece of writing/poster about kindness? A persuasive piece should have a few simple sentences which persuade the reader to do something. It should also include simple, persuasive language and a picture. I will upload my own example of this onto Teams.</p>	<p><b><u>MISSING NUMBERS</u></b>                      Fill in the missing numbers in the missing number sequence:                      1 __ 3 __ 5 __ 7 __ 9 __ 11 __ 13 __ 15 __ 17 __ 19 __                      Now read aloud the numbers you wrote in the missing number sequence. You counted in jumps of 2! Well done!</p>	<p><b><u>HELPING OTHERS</u></b>  <i>Some of our P1 superstars have already done this activity.</i>                      Can you record a short video of yourselves for our new Primary 1s? You could tell them your favourite things about school and what you're good at. Share your video on Teams, or email it to: gw20closureschool@glow.sch.uk</p>	<p><b><u>RESEARCH</u></b>                      Did you know that a baby swan is called a cygnet? Think of 4 more animals of your choice. Can you find out what their baby animal name is? Write them in your jotter and draw a picture to match if you wish.</p> 															
<p>Log onto <a href="http://www.oxfordowl.co.uk">www.oxfordowl.co.uk</a> and have a look for the free ebook 'Ducks'. Have a go at reading this ebook by yourself.                      Task 1 - Word detectives. Find all the words containing 4 letters. Write them in your jotter.                      Task 2 - Play activities 1 and 2 at the top of the story.</p>	<p><b><u>MEASURE</u></b>                      Use the different objects below to measure the length or width of your kitchen/coffee/bedside table:                      pegs                      cuboid shaped building blocks (eg. lego)                      forks                      straws  <b>This is called measuring an object using nonstandard units. In p2 you will learn all about standard units of measure.</b></p>	<p><b><u>MESSAGES OF SUPPORT</u></b>                      Have you seen the pictures and messages attached to the school gate? Why not draw a picture for your friends to see on their daily walk? Attach it to the gate using the polly pockets and cable ties kindly left by another pupil.</p>	<p><b><u>TECHNOLOGY</u></b>                      Make a set of birdwatching binoculars. Maybe you'll spot some ducks or swans whilst using them! All you need is 2 toilet/kitchen rolls and some tape to secure them. You can choose to decorate them if you wish. I like these colourful ones below.</p> 															
<p><b><u>SPELLING</u></b>                      Write each letter of the alphabet (lowercase) on a separate, small piece of paper. Make the following words using your alphabet cards:  <b>be, we, he, you, was, have, to, your, by, only &amp; are.</b></p>	<p>Type 'Topmarks Shape Pattern' into Google. Choose your level of difficulty and consolidate your 2D shape and pattern.</p> 	<p><b><u>FRUITY FACES</u></b>                      Help someone in your family make a fruity snack. Can you make your snack look like a smiling face? I'd love you to share a photo.</p>	<p><b><u>SCIENCE - Bird watch</u></b>                      Ducklings, ducks, cygnets and swans are all birds. Can you spot any other birds in your garden or out on your daily walk? Take your binoculars with you. I always see blue tits, goldfinches and sparrows. I even had a very special woodpecker visit my garden last week!</p>															
<p><b><u>HIDE AND SEEK</u></b>                      Ask an adult to copy the words below into your jotter. Can you spot the words that are playing 'Hide and Seek' inside them? This means these words have words within words. <b>and can into got for your only come this that with</b></p>	<p><b><u>ENVIRONMENTAL SHAPE</u></b>                      Can you spot any natural or man made shapes whilst out on a walk? Look for rectangles, circles, squares and ovals. You might find triangles hard to spot so look out for signs! Make sure you take some photographs! ☺</p>	<p><b><u>MINDFUL MOMENTS</u></b>                      Take some time out to relax. Try some mindfulness activities on your own or with your family. Some ideas can be found on YouTube by searching for 'Cosmic Kids Yoga' or 'Happy Minds Mindful Meditation'.</p>	<p><b><u>SCIENCE - LIFE CYCLES</u></b>                      Take a look at the life cycle of a swan (page 2 of this document). Can you draw a different life cycle similar to the one below? You might choose to base your life cycle on a frog or butterfly. Or maybe a different animal. It's up to you.</p>															

### Swan Life Cycle



Pat a dog.

Fish and chips  
on a dish.

A pup in the  
mud.

Run to the top  
of the hill.

No lid on the  
pan.

This is a big  
shell.

A sad man.

The socks are on  
the mat.

cat

peg

sit

mop

bus