







This week's focus is 'The Gingerbread Man'.

Literacy	Numeracy/Maths	Health & Wellbeing	Other Areas
<p>SUGAR SPELLING To make a gingerbread man we require a lot of sugar. Sprinkle some sugar onto a plate or baking tray. Use your finger to write the following words: this, that, then, much, of & or</p>	<p>ROLL A GINGERBREAD MAN Take turns to roll a die. The first person to finish drawing a gingerbread man is the winner! Your gingerbread man is finished when he has a head, a body, a face, 2 arms, 2 legs and 3 buttons. See page 2 of this document for more information.</p>	<p>BODY PART LABELLING Draw a gingerbread man similar to the one from the 'roll a gingerbread man' game. Try and use as much of your jotter page as you can. Label each body part on your gingerbread man. Make sure you include his facial features too.</p>	<p>This week our traditional tale is 'the Gingerbread Man'. Listen to or read the story by following the link: https://www.youtube.com/watch?v=H0uV6nWxO-w</p>
<p>Log onto www.oxfordowl.co.uk and have a look for the free ebook 'Run, run, run!'. Have a go at reading this ebook by yourself. 1. Word detectives – Hunt for the word 'man'. Each time you read it, write it in your jotter. 2. Comprehension – answer the following questions verbally or in your jotter. What does the gingerbread man do? Why does Dan run after the gingerbread man? Why does Fran say "Yum, yum, yum!"?</p>	<p>MISSING NUMBERS Write the sums below in your jotter fill in the missing numbers. CLUE – Think about your doubles from the Youtube doubles rap!</p> <p>3 + _ = 6 6 + _ = 12 5 + _ = 10 1 + _ = 2 7 + _ = 14 4 + _ = 8 2 + _ = 4 8 + _ = 16</p>	<p>MEMORIES Think of your favourite memory from Primary 1, it could be something you've achieved, something you've created, a visitor to school, or a new friend you've made. Anything that is a fun or happy memory from Primary 1. Draw a picture of it and write a sentence in your jotter. Share it with someone in your family and then post it on our Teams page to share with all your school friends.</p>	<p>CREATIVE Make your own gingerbread man. What materials could you use to do this? You may have craft materials, playdough or loose parts. Get creative!</p> 
<p>MISSING WORDS TASK Copy and complete the missing words task in your jotter. (See page 2)</p>	<p>WHAT 2D SHAPE AM I?</p> <ol style="list-style-type: none"> I have 3 sides and 3 corners. What shape am I? I have 4 sides and 4 corners, all my sides are the same length. What shape am I? I have no corners and 1 curved side, what shape am I? I have 4 corners, 2 long sides and 2 short sides. What shape am I? 	<p>COOKING Choose your favourite lunch or dinner. With an adult arrange the ingredients you need to make your meal. Make sure you help and are part of the preparation process. you could wash the vegetables, do the chopping or stirring. Take some photos of you preparing your meal and share them with us on Teams!</p>	<p>SCIENCE You will need 1 packet Skittles 1/4 cup warm water white plate Activity Arrange the Skittles in a single row coloured pattern around the edge of the plate. Pour over enough warm water to cover all the Skittles and the plate itself. Watch and wait as a rainbow appears on the plate, the colours will move towards the middle and create a whirl of colour.</p>
<p>ALTERNATIVE ENDING Watch the Gingerbread man story again and pay close attention to the ending. I would like you to come up with your own ending! Pretend the fox did not catch the Gingerbread man... What super ending can you come up with, use your imagination. Tell an adult your story ending or try to write it in your jotter.</p>	<p>SHAPE</p> <ol style="list-style-type: none"> Go to www.discoveryeducation.co.uk and choose espresso login. Pupil username: student13908 Password: g690ja Click on Early Level and then Maths Click on Shape Explore and see if you can learn anything new. Write or draw anything you've learned in your jotter. 	<p>HOPES AND DREAMS Have a think about what you would like to be when you're older, this link might help you. https://www.youtube.com/watch?v=OE3OPA-VFM0 Draw a picture in your jotter of what you want to be when you grow up and write a sentence about the job you've chosen, it could be a dentist, a teacher, a hairdresser or a vet. You choose!</p>	<p>CREATIVE When you are out your daily walk, collect some flowers, all different kinds if you can! Use them to create a flower print picture for your room or window for passers by. All you need is some paper, paint and the flowers you've collected.</p> 
<p>WANTED POSTER The baker needs help finding the gingerbread man. Can you make a 'Wanted Poster' to help him? You will need to include the title 'WANTED', write the name of the criminal, draw a picture of him, state why he is 'wanted' and how much the reward is. Good luck!</p>	<p>TOPMARKS Google – "Topmarks – coconut ordering" play the game and sequence the number in the correct order.</p> 	<p>DANCE Type into Youtube Just Dance Kids and pick a routine of your choice to complete every day!</p>	<p>WEATHER Design an outfit suitable for a particular type of weather, wind, rain, sun or snow, you choose! Draw a picture of your design in your jotter. Write what each item of clothing is and why it would be suitable for this type of weather.</p>

Roll-A-Gingerbread Man



Draw his head.



Draw his body.



Draw his face.



Draw one arm.



Draw one leg.



Draw 1 button.



Your gingerbread man is finished when he has a head, a body, a face, 2 arms, 2 legs and at least 3 buttons.

Missing words

Copy the sentences into your jotter and fill in the correct missing word.

1. I went to the park to

jump
play
the
put

on the swing.

2. I want to

miss
look
bake
red

a cake.

3. I miss

my
have
can
he

friends from school.