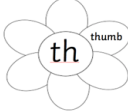







This week's focus is 'The Little Red Hen'.

Literacy	Numeracy/Maths	Health & Wellbeing	Other Areas
<p><u>MISSING WORDS</u> Copy and complete the missing words task in your jotter (see page 2 of this document).</p>	<p><u>DOUBLE DICE ADDITION</u> Find a dice in a boardgame box. Roll the dice and write down the number you land on. Roll the dice again. Write the addition sum and find the answer.</p>	<p><u>CLAP FOR CARERS</u> Take a pot & wooden spoon to your front door on Thursday at 8pm. Show your appreciation for all NHS staff and carers. I'd love to see a photograph or video of you doing this.</p>	<p>1. Go to www.discoveryeducation.co.uk and choose espresso login. Pupil username: student13908 Password: g690ja 2. Click on Early Level, Literacy, books & then videos. 3. Click on The Little Red Hen story.</p>
<p><u>PHONICS FLOWER</u> Draw a flower in your jotter similar to the one below. Choose any letter of the alphabet or phoneme to create a phonics flower.</p> 	<p><u>REPEATING PATTERN</u> Create a repeating pattern on paper using different colours. Start with 2 colours. Now challenge yourself by creating a pattern with more than 2 colours. Alternatively, you could create a pattern using objects you have around the house eg. beads, lego, daisies/dandelions.</p> 	<p><u>CHORES</u> Do you think the cat, mouse and pig were kind and helpful towards the Little Red Hen? Choose 1 chore each day to help your family around the house. I'm going to make sure I make my bed every day and put my clothes away!</p>	<p><u>CREATIVE</u> Create a Little Red Hen handprint. You will need red paint, a yellow & orange crayon and some paper. Step 1 - dip your hand into red paint & press firmly onto paper. Allow to dry. Step 2 - Use your crayons to add a head and feathered details to the hen.</p> 
<p><u>RAINBOW SPELLING</u> Use different coloured crayons/pens to write the words she, come, from, with, us & so in your jotter.</p> 	<p><u>COUNTING</u> Draw... 15 stars 18 hearts 21 circles 13 triangles 17 flowers</p>	<p><u>DAILY OUTDOOR EXERCISE</u> Download the app 'MapMyWalk' and track your daily walk/cycle each day. Try and walk a bit further every day, using the app to help you monitor this. There is a lovely trail that takes you from Bridgend to Lenzie or from Bridgend to Avenuehead Road.</p>	<p><u>BAKING</u> The Little Red Hen baked a big loaf of bread. Bake something with a member of your family. It doesn't need to be bread. You could bake a cake, cookies, muffins or whatever you like! Take a photograph and share your baking on Teams or Twitter.</p>
<p><u>WRITING</u> Write an information report about one of the animals from 'The Little Red Hen' eg. an information report about dogs. A report contains a simple title, 1/2 facts linked to the subject, no personal language (eg. I/we) & a simple diagram/picture.</p>	<p><u>DOUBLING</u> Write the answers to the following: Double 1 Double 6 Double 2 Double 7 Double 3 Double 8 Double 4 Double 9 Double 5 Double 10 Type 'Doubles Rap' into YouTube for some help.</p>	<p><u>QUIZ</u> Complete the 'Veggie Quiz' (see page 2 of this document). Ask a member of your family to read you the clues. Can you guess which vegetable I am describing? Write the answer in your jotter.</p>	<p><u>PUPPET MAKING</u> Draw the characters from 'The Little Red Hen'. Colour them in, cut them out and stick them to a spoon or lollipop stick. Can you re-enact the story using your new puppets? Try to use expression in your voice when adopting the different character roles.</p>
<p>Log onto www.oxfordowl.co.uk and have a look for the free ebook 'Red Ned'. Have a go at reading this ebook by yourself. 1. Word Detectives - hunt for the word 'said'. Each time you find it, write it in your jotter. 2. Comprehension - answer the following questions verbally or in your jotter. Why do you think dad built Ned? What is Ned made out of? What do you think is happening in the shed?</p>	<p><u>PROBLEM SOLVING</u> 1. If a ladybird has 4 spots on one side and 4 on the other, how many spots would she have in total? 2. Collect 9 sticks. If you had 9 more, how many would you have altogether? 3. April made 6 cupcakes and ate half of them. How many did she eat? 4. Draw 8 pencils on a shelf. Half of them are blue. How many are blue?</p>	<p>Draw a picture of someone special in your family. Write some nice words to describe them surrounding your picture. If you chose to draw somebody outwith your household, perhaps you could post your picture to them or take a photograph and send them it.</p>	<p><u>MUSIC</u> 1. Create an account on the website www.abcmusic.org.uk (This is easy and requires an email address and new password). 2. Click on 'Home School' and then 'P1 - Home School' 3. Choose a game. I would recommend the 'Count to four' song.</p>

Veggie Quiz – What am I?

1. I grow underground in the soil. I have bushy green leaves that grow above the ground. You can cook me or eat me raw. I am orange in colour. What am I?
2. I am green. I have a stalk and large bushy head. I look a bit like a small tree. I also look a bit like a green cauliflower. What am I?
3. I grow under the ground. I am often round. I can be roasted, mashed, baked and boiled. I am used to make crisps and chips. What am I?
4. I grow under the ground. I am round in shape. I have a strong smell. I might make you cry when you chop me up. What am I?
5. I look a bit like a mini cabbage. I am small and round. I have lots of layers of small green leaves. Lots of people eat me at Christmas time. What am I?
6. I grow under the ground. I look a bit like a carrot. I have bushy green leaves that grow above the ground. I am cream in colour. What am I?

Answers

- | | | |
|-------------|-----------|-------------------|
| 1. Carrot | 3. Potato | 5. Brussel Sprout |
| 2. Broccoli | 4. Onion | 6. Parsnip |

Missing Words

1. _____ went to the shop with her mum.
2. I am _____ Moodiesburn.
3. Will you _____ to the park with me?

come

She

from