



HOW I MADE MY BIRDFEEDER...

Use each numbered box to draw out your steps, with the information underneath. You should give as much detail as possible and include all the materials, tools and equipment that you used to manufacture your wooden car.


STEP 1




STEP 2




STEP 3




STEP 4




STEP 5




STEP 6



STEP 7



STEP 8



Wooden car word bank

Scots pine	Softwood	Hardwood
Manufactured board	Tri square	Dowel rod
Disc sander	Bench vice	Pillar drill
Twist drill	Drill guard	Tenon saw
Sand paper	Sanding block	Varnish
Rasp	Steel rule	Safety goggles
PVA (polyvinylacetate)	Machine vice	Steel rule
Carpenters mallet	Sawing board	Coping saw
Marking gauge		