

FIRST YEAR



TECHNICAL
DEPARTMENT



GREENFAULDS HIGH
SCHOOL

This booklet belongs to:

.....

Class:..... Teacher:.....

Homework 2019-2020

First Year Technical Department

Each month you will be given a different homework task. The date it will be due will be given out by your teacher you will have a week to complete it. You may be required to research certain aspects and will need access to the Internet. If you don't have this access at home, then you can use the department ones at lunchtimes.

Each month you will require to get your guardian to sign it at the end as well.

Good Luck and Enjoy!

		Completed? Which
TASK 1	MARKING AND MEASURING	
TASK 2	RESEARCH FACTS ABOUT PLASTIC	
TASK 3	SKETCHING OUT SIMPLE PATTERNS	
TASK 4	RESEARCH FACTS ABOUT METAL	
TASK 5	SKETCHING BASIC 2D SHAPES	
TASK 6	RESEARCH FACTS ABOUT WOOD	
TASK 7	COLOUR THEORY	
TASK 8	TOOL RECOGNITION	
TASK 9	DESIGN TASK	

.....

S1 Homework - Please Return to your teacher

I understand what is being asked of myself over the course of first year and I aim to do my best for each homework task and hand it in on time.

Name: date: pupils signature:

Parents signature:.....

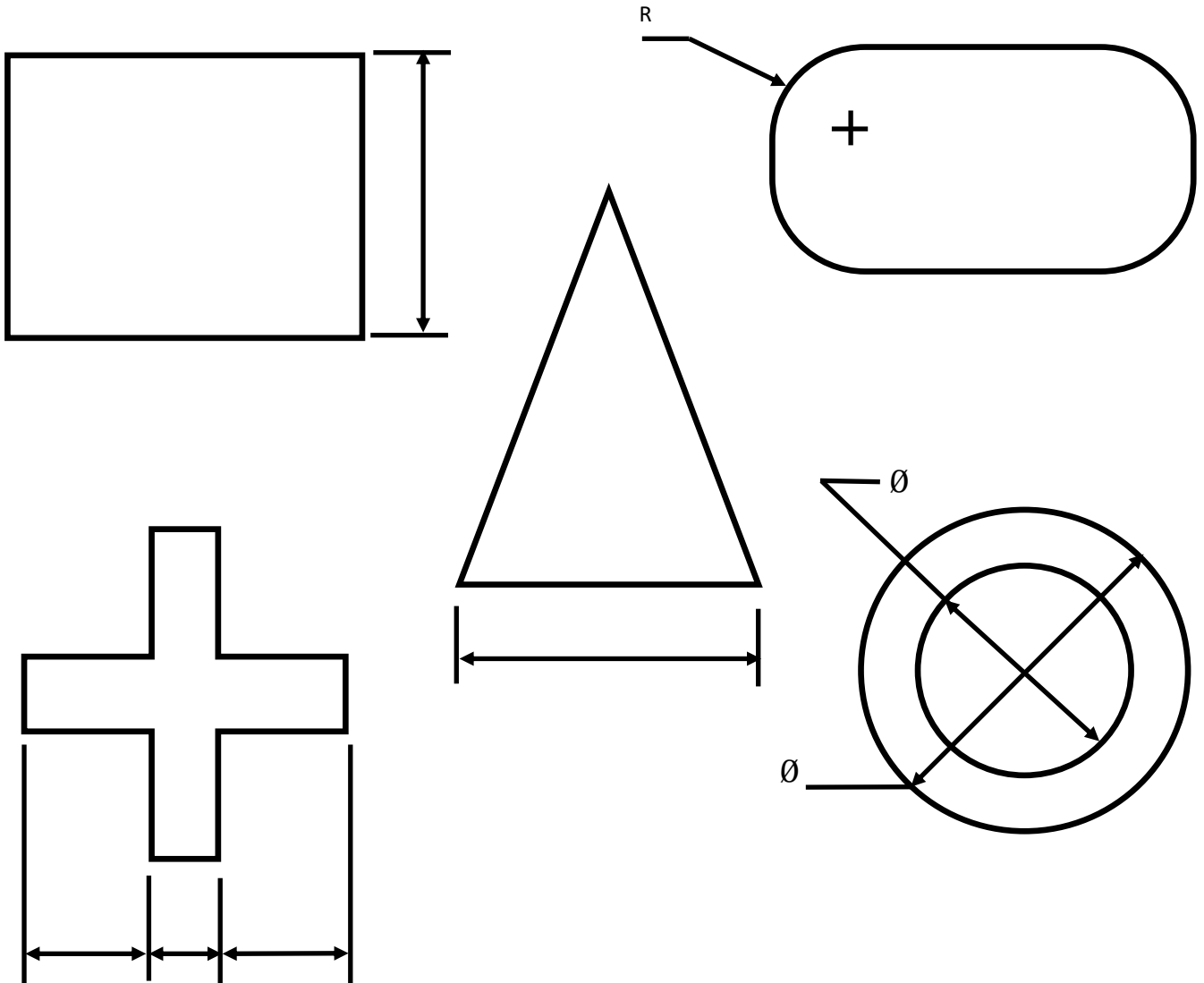
.....

Task 1

Date Due:.....

Parents signature.....

(a) Below is a variety of shapes - your task is to add in the measurements requested in millimetres.



(b) Below lines have been measured in centimetres. Your task is to turn these measurements into millimetres.

15.5cm



9.6cm



6cm



Task 2

Date Due:.....

Parents Signature.....

In your jotters, research in the types of Plastics there are and write down 10 facts about them, one has been given to start you off.

Free Fact: There are 2 different types of plastics around.

Fact 1:

Fact 2:

Fact 3:

Fact 4:

Fact 5:

Fact 6:

Fact 7:

Fact 8:

Fact 9:

Fact 10:

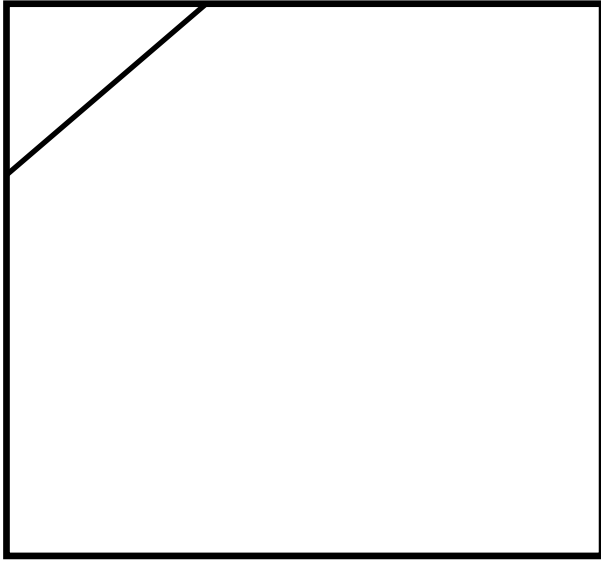
Task 3

Date Due:.....

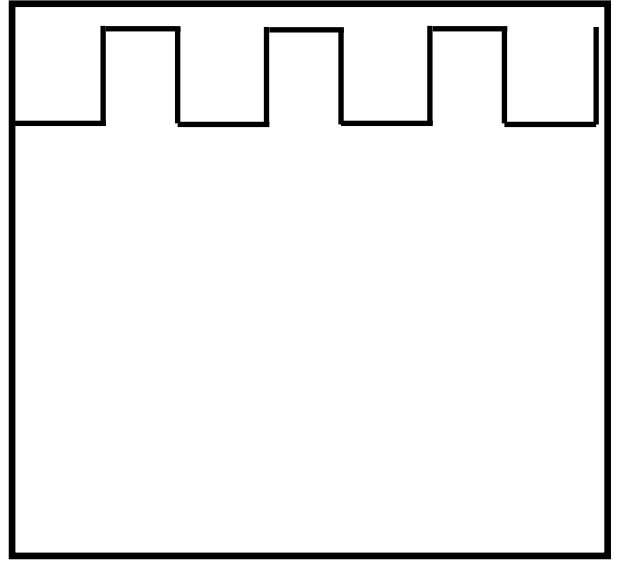
Parents Signature.....

In the boxes below, you have to repeat the pattern free hand to number of times stated at the side of the box, making sure they are equally spaced out.

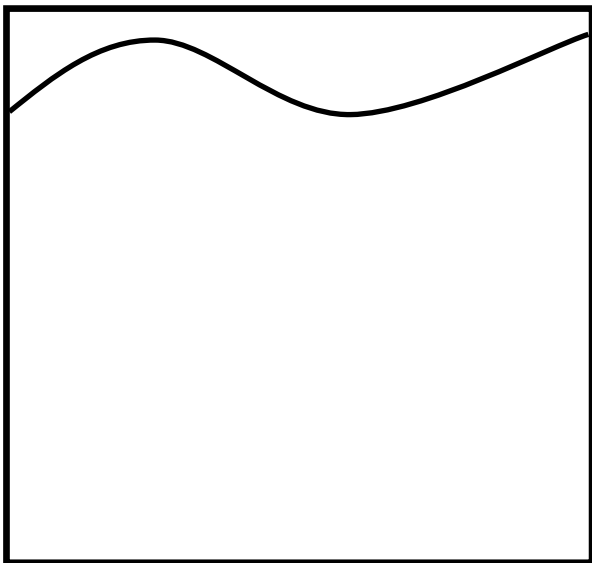
10



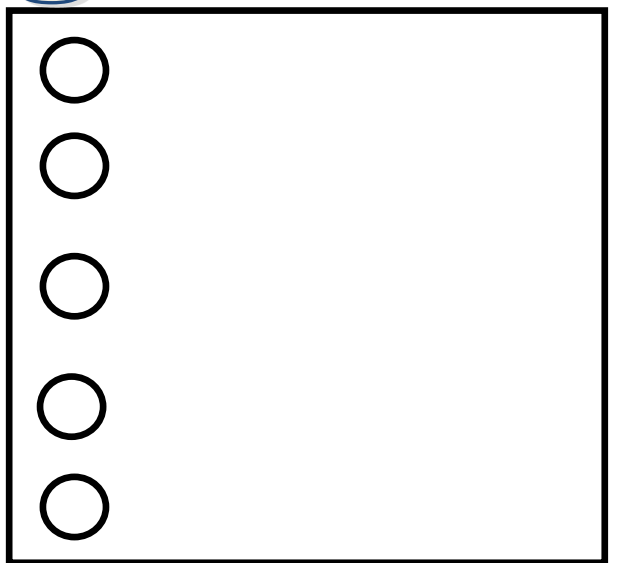
5



12



8



Task 4

Date Due:.....

Parents Signature.....

In your jotters, research in the types of Metals there are and write down 10 facts about them, one has been given to start you off.

Free Fact: There are 2 different types of metals around.

Fact 1:

Fact 2:

Fact 3:

Fact 4:

Fact 5:

Fact 6:

Fact 7:

Fact 8:

Fact 9:




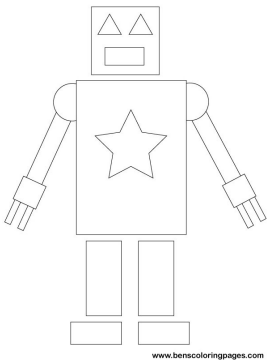
Fact 10:

Task 5


Date Due:.....

Parents Signature.....


Below is a number of basic 2D shapes, your task is to copy them to fit the box given. This will be looking at scale and proportion - make sure it looks correct.



ROBOT - SCALE UP



CIRCLE DESIGN - SCALE UP



TURTLE - SCALE DOWN

Task 6

Date Due:.....

Parents Signature.....

In your jotters, research in the types of Woods there are and write down 10 facts about them, one has been given to start you off.

Free Fact: There are 2 different types of natural woods around.

Fact 1:

Fact 2:

Fact 3:

Fact 4:

Fact 5:

Fact 6:

Fact 7:

Fact 8:

Fact 9:

Fact 10:

Task 8

Date Due:.....

Parents Signature.....

A table is given below which will give you a variety of tools used in the workshops across wood, metal and plastics. Your task is to draw what the tool looks like and write a description of what it is used for. You can use the internet to help you.

Tool name	Your drawing	What its used for?
Steel Rule		
Try square		
Tennon saw		
Hide mallet		
G Clamp		
Strip heater		
Hacksaw		
Pillar drill		
Scriber		

Task 9

Date Due:.....

Parents Signature.....

A Design brief is given below along with a specification. Your task is to create a 4 design ideas that meets the brief and specification fully then to select one of them and tell us why you have chosen that design. You need to make sure you have colour to your design too. Good Luck

DESIGN BRIEF

The nursery company “*tots R us*” are being redesigned and are looking for new items for each of the nursery rooms. They would like a clock designed to suit **one** of the rooms:

6months - 18months: Baby room

18months - 2years: Tweenies

2-3 years: Toddlers

3-5 years: Pre schoolers

SPECIFICATION:

The clock must be:

Bright and attractive

Easy for staff to see from a distance

Be hung on a wall

Relate to the age group of the children

Task 10

Date Due:.....

Parents Signature.....