









P2a - Weekly Home Activities (Mon 15th June)

N U M E R A C Y	<p>Gather together 3 sets of toys. You might have a set of cars, lego and dolls.</p> <p>Count how many toys you have in each set. Create a table to record your results. Can you include tally marks?</p> <table border="1" style="width: 100%; border-collapse: collapse; margin: 10px 0;"> <thead> <tr> <th style="width: 33%;">Toy</th> <th style="width: 33%;">Tally Marks</th> <th style="width: 33%;">Total</th> </tr> </thead> <tbody> <tr> <td style="height: 20px;"> </td> <td> </td> <td> </td> </tr> </tbody> </table> <p>Create a bar graph to show the number of toys you have in each set. Remember to label your graph and use only one colour of pen, pencil or crayon to colour each bar of your graph.</p> <p>Ask an adult to create some questions. Can you use your graph to answer these?</p>	Toy	Tally Marks	Total				<p>What is symmetry? Watch the following video to remind yourself.</p> <p>https://www.youtube.com/watch?v=S6SfHkm5-QY</p> <p>Look around your home and garden for shapes that have lines of symmetry. Try drawing some of the things you find or take some photographs.</p> <p>Can you create a symmetrical drawing or pattern with one line of symmetry?</p> <div style="text-align: center;">  </div>	<p>Login to Sumdog and complete the weekly challenge that I have set.</p> <p>Also try to complete a wee 5 to 10 minutes of Sumdog each day or every couple of days. This will really help you to develop and reinforce your maths understanding and skills.</p> <div style="text-align: center; margin-top: 20px;">  </div>
Toy	Tally Marks	Total							
L I T E R A C Y	<p>This week your spelling words are:</p> <p style="text-align: center;">these, school, only</p> <div style="text-align: center;">  </div> <p>Choose a spelling strategy to help you learn how to spell your words.</p> <p>This week we are looking at magic e and how it changes the 'e' in words. Watch the following videos.</p> <p>https://www.youtube.com/watch?v=bZh16YcrxZQ</p> <p>https://www.youtube.com/watch?v=q0ejt4Hqul0</p> <p>Can you think of any other e-e words? Write these into your jotter. Mark the split phoneme.</p> <div style="text-align: center; margin-top: 10px;">  </div>	<p>Re-read 'The Rescue Party' by Nick Butterworth or listen to it again on Youtube.</p> <div style="text-align: center; margin: 10px 0;">  </div> <p>Think about Percy. What does he look like? What type of person is he?</p> <p>Create a character study. In your jotter draw, colour and label a picture of Percy. Write some sentences about him.</p> <p>If you get a chance share your work on teams.</p>	<p>Search for Oxford Owl online. Select 'My Class Login' (the first item in the menu bar at the top of the page) Enter the following details.</p> <p style="text-align: center;">Username: p2acps Password: pass</p> <div style="text-align: center; margin: 10px 0;">  </div> <p>Our books are:</p> <ul style="list-style-type: none"> Seahorses – Eric's Talking Ears Dolphins – The Empty Palace Turtles – Julia Donaldson – A Biography Starfish – Silver Foil Rocket 						
<p style="text-align: center;">Number Talks</p> <p>Work with an adult. What can you tell them about these counters?</p> <div style="text-align: center; margin: 10px 0;">  </div> <p style="text-align: center;">Here are some ideas to start with:</p> <p>How many are there altogether? What colour has the most/least? How many more yellow counters than blue counters are there? How many red, white and green counters are there altogether?</p>		<p>Ask an adult to help you. Have a look at the writing PowerPoint.</p> <p>Can you write some sentences about the chocolate cake? Use the instructions on the PowerPoint to guide your thinking.</p> <div style="text-align: center; margin: 10px 0;">  </div> <p>Can you create a new cake? Draw a picture of your cake and write some sentences about it.</p>							

'Some Kind of Wonderful Project.'

See attached sheet in Microsoft Teams for further information.



Lots of artists like to paint things that they can see. Many artists like to work outside. Choose something in your home or in your garden to draw. You might choose a vase of flowers, a table with an ornament on it, a bookshelf, an area of your garden, a flower bed, outdoor plant pot(s) or even a play area in your garden. The list is endless.

Find a comfortable place to sit where you have a really good view of the items/area you have decided to draw. Look carefully at the shapes, lines and patterns. Try to draw what you can see. Have fun!

If you have clip board this would be good for leaning on if you cannot sit at a table to draw. Remember to sketch your drawing first.



Ask an adult to give you a short chore to complete each day. Chores are great for helping us to keep active and for teaching us responsibility.



Create a 'Chores' diary in your jotter. You might want to include photographs or drawings of you completing your chores or maybe write a sentence about what you have done. You choose! Each day you might want to record your chore in a different way.

Foil boat challenge. Watch the following video:

<https://www.youtube.com/watch?v=pK-iPwtW4W8>

Work with an adult to create your tin foil boat. Follow the instructions on the video.

How many pennies will the boat hold without sinking? How high does the ball need to be dropped to sink the boat?



Have fun and enjoy!