

Early Level (P1a, P1b & P1c) Home Activities wb 08/06/20

Draw a picture of your favourite activity you did during Health Week and write a few sentences about what you did and why you enjoyed it.



This week's sound is 'ch' (This is a digraph – two letters that make one sound.) When you see a **c** and **h** next to each other they make the **ch** sound. (**chin**) Write 'ch' along a line in your jotter. Remember **c** is a small letter and **h** is a tall letter.

ch ch ch ch
ch ch ch

Watch the following clips all about 'ch.' How many ch words did you hear?

Jolly Phonics Song for ch (9mins14secs)

<https://vimeo.com/106231366>

Jack Hartmann

<https://www.youtube.com/watch?v=FWg2uzAuSe4>



Scratch Garden – The ch Sound

<https://www.youtube.com/watch?v=8JmCr14FHj8>

Geraldine the Giraffe

<https://www.youtube.com/watch?v=OyrYDitj1o>

Go on a 'ch' hunt around your house and garden. Draw a picture of **four** of the **ch** things you find.

change 	lunch 

Have a go at reading your common words and write each of your words 4 times. Try to use a **different** colour for each word.

- * such such such such
- * much much much much
- * with with with with

Number of the week is 8

How many ways can you think of to make 8? Can you use 3 numbers to make 8? Is 8 an odd or even number?



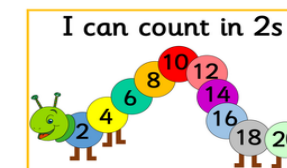
Go outside and pick a tree to investigate. How tall do you think your tree is? Can you wrap your arms round your tree? Is your tree thick or thin? Are its branches thick or thin? Make a poster showing all the things you have found out.



Have a go at counting in 2s up to 20 and beyond.
<https://www.youtube.com/watch?v=GvTcpfSnOMQ>

<https://www.youtube.com/watch?v=G2iStjfhXrk>


Have a go at the attached worksheet to practise counting in 2s.



Take part in this weeks Sumdog competition .



Pick a flower from your garden or from a walk you have been on. Draw the flower and add in details.



Play a memory game. Lay out a selection of toys, close your eyes and have someone hide one. Can you tell what is missing? Keep trying with different things being taken away.



Complete a Cosmic Kids yoga session on Youtube.



Useful Information

This week sound is - ch

We write ch like this - *ch*

This week's common words are – *such, much* and *with*.

Oxford Owl Logins. – go to www.oxfordowl.co.uk and click myclasslogin

P1a - username: p1acps password: pass

P1b - username: p1bcps password: pass

P1c - username: p1ccps password: pass

Dictated sentences to try (parent/carer reads the sentence and your child writes it):

- Dad said I had such a big list.
- The girl must have much more money than me.
- She came to get her car.

Reading & Reading Tasks

All books are available on [Oxford Owl](#) using the [log in on the page above](#). All Children should know which reading group they are in. Any issues please ask your teacher on Teams.

P1a

[Orange group](#) – read [what's the weather like today?](#) Complete [Play activities 1 & 2](#) when you are finished. Complete a weather chart recording the weather for 3 days in a row. What was it like? Did it change?

[Green group](#) – read [Spots](#). Can you tell an adult the answers to these questions? [Who got spots first? Why did the doctor come? What did the doctor tell everyone to do? What 3 things did Dad do to help? Why did mum say “oh no” on pg 15?](#) Complete the [Play Activities 1 & 2](#).

[Blue Group](#) – read [The Big Carrot](#). [Re-tell the story](#) to an adult using the storymap on pg 12. [Play activity 1 and 2](#) at the top when you are finished.

P1b

[Butterflies](#) - read [The Snowman](#). Can you tell an adult the answer to these questions? [Why were the children happy? What was Biff's idea? Why is Kipper blowing his hands on pg 7? What was the trick the children played? Why were the children covered in snow at the end?](#)

[Caterpillars](#) - read [Dad can you do this?](#) Draw a write a sentence about one of the things dad can do.

[Ladybirds](#) - read [Diggers](#) – draw your favourite digger and label it. Try to write a sentence underneath.

[Buzzy Bees](#) – read [The Big Carrot](#) & re-tell the story using the storymap on pg 12. [Play activity 1 and 2](#) at the top when you are finished.

P1c

[Capital Letters \(CL\)](#) - read [Diggers](#) – draw your favourite digger, label it and then write a sentence about what it looks like.

[Full Stops \(.\)](#) - read [Spots](#) – complete [play activity 1 and 2](#) at the top when you are finished and then tell an adult about three things Dad did to help.

[Exclamation Marks \(!\)](#) - read [Everyone Got Wet](#) - complete [play activity 1 and 2](#) at the top when you are finished and tell an adult about a time when you got wet.